

# **Investor's Guide Business Part**

## **Notes:**

- This material is composed mainly of basic contents to promote understanding of Yaskawa for analysts and investors.
- Figures in this document are rounded off and may differ from those in other documents such as financial results.
- The copyright to all materials in this document is held by YASKAWA Electric Corporation. No part of this document may be reproduced or distributed without the prior permission of the copyright holder.

**YASKAWA ELECTRIC CORPORATION  
(TSE6506)**

## **1. Motion Control**

**1-1. AC servo & controller**

**1-2. Drives**

## **2. Robotics**









## **3. System Engineering**

## 1. Motion Control

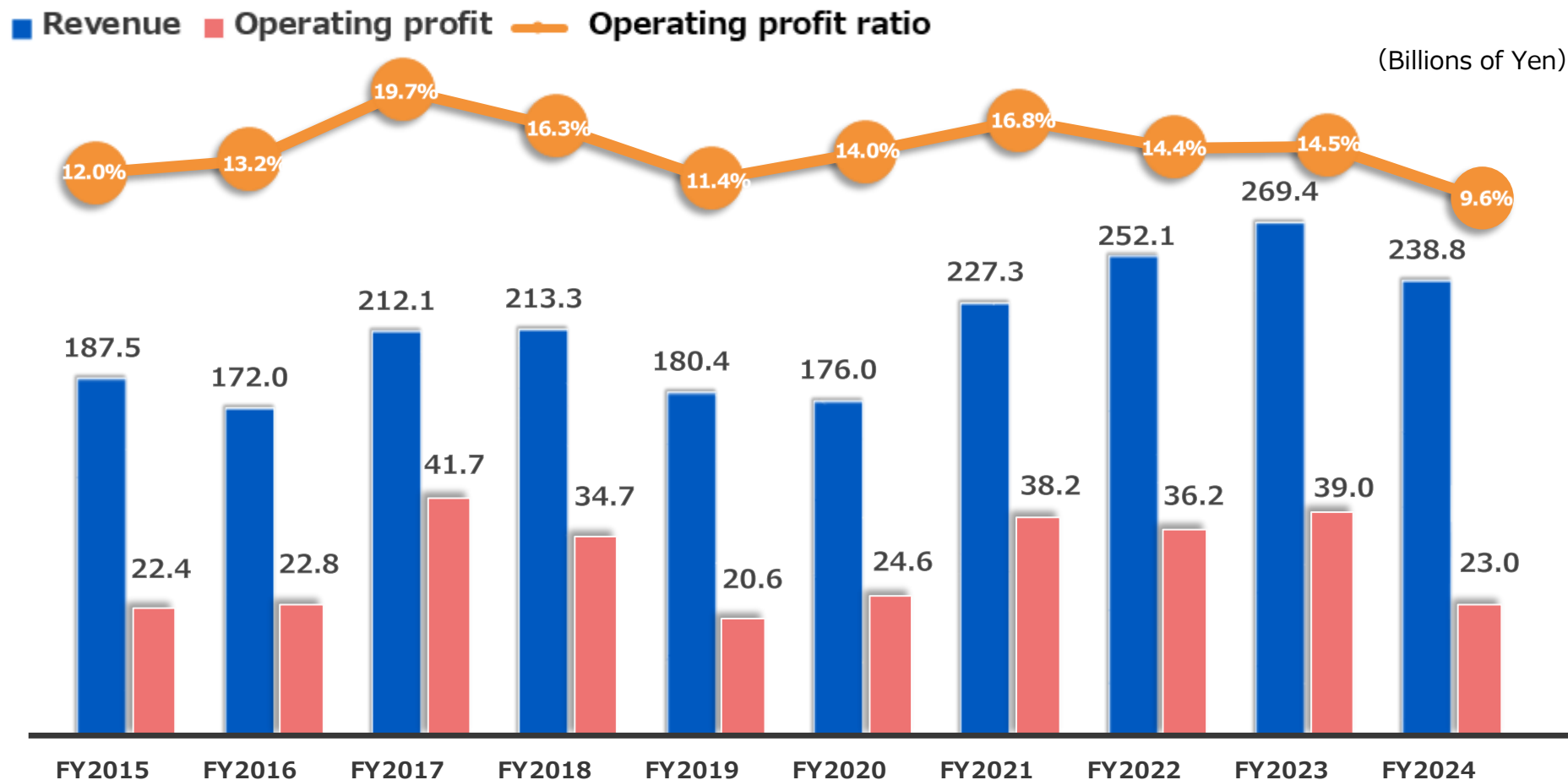


# Product Basics

- Motion control product includes “AC servo & controller” and “AC drive”.
- Main difference is subjects and types of control.

	AC servo & controller	AC drive
Subject of control	<b>Position and speed</b> of motor-driven machines 	<b>Rotational speed</b> of motors 
Features	<ul style="list-style-type: none"> <li>• <b>Move exactly and steadily</b> to the commanded position and speed</li> </ul>	<ul style="list-style-type: none"> <li>• Provide <b>smooth and stable movement</b> by freely changing the speed of rotation</li> <li>• <b>Contribute to energy saving</b> by adjusting the speed of rotation and <b>reducing wasted power consumption</b></li> </ul>
Range of use	<b>Narrow</b> : Field where high speed and precision are required	<b>Wide</b> : Life related, industrial equipment, etc.
Application	   <div> Machine tool Semiconductor production equipment Industrial robots </div>	   <div> Elevator Air conditioning fan Conveyor </div>

# Revenue / Operating Profit (Motion Control)



Note1: Data up to FY2017 are based on Japanese GAAP.

Note2: The Company changed its accounting period starting FY2017 from March 20 to the last day of February. As a transitional year for this change, FY2017 was from March 21, 2017 to February 28, 2018.

Note3: Revisions were made to the division of businesses segments starting FY2017. The PV inverter business, which was previously included in Motion Control, is included in System Engineering. Figures and profit ratios of each segment for FY2016 reflect this change. The change is not applied to figures and profit ratios for the period up until FY2015.

Note4: Revisions were made to the division of businesses segments starting FY2020. The high voltage AC drives, which was previously included in System Engineering, is included in Motion Control. Figures and profit ratios of each segment for FY2019 reflect this change. The change is not applied to figures and profit ratios for the period up until FY2018.

Note5: From FY2024, we revised the segment classification of PV inverter, which had been included in the System Engineering segment, to be included in the Motion Control segment. Figures for FY2023 are also presented based on the revised information.

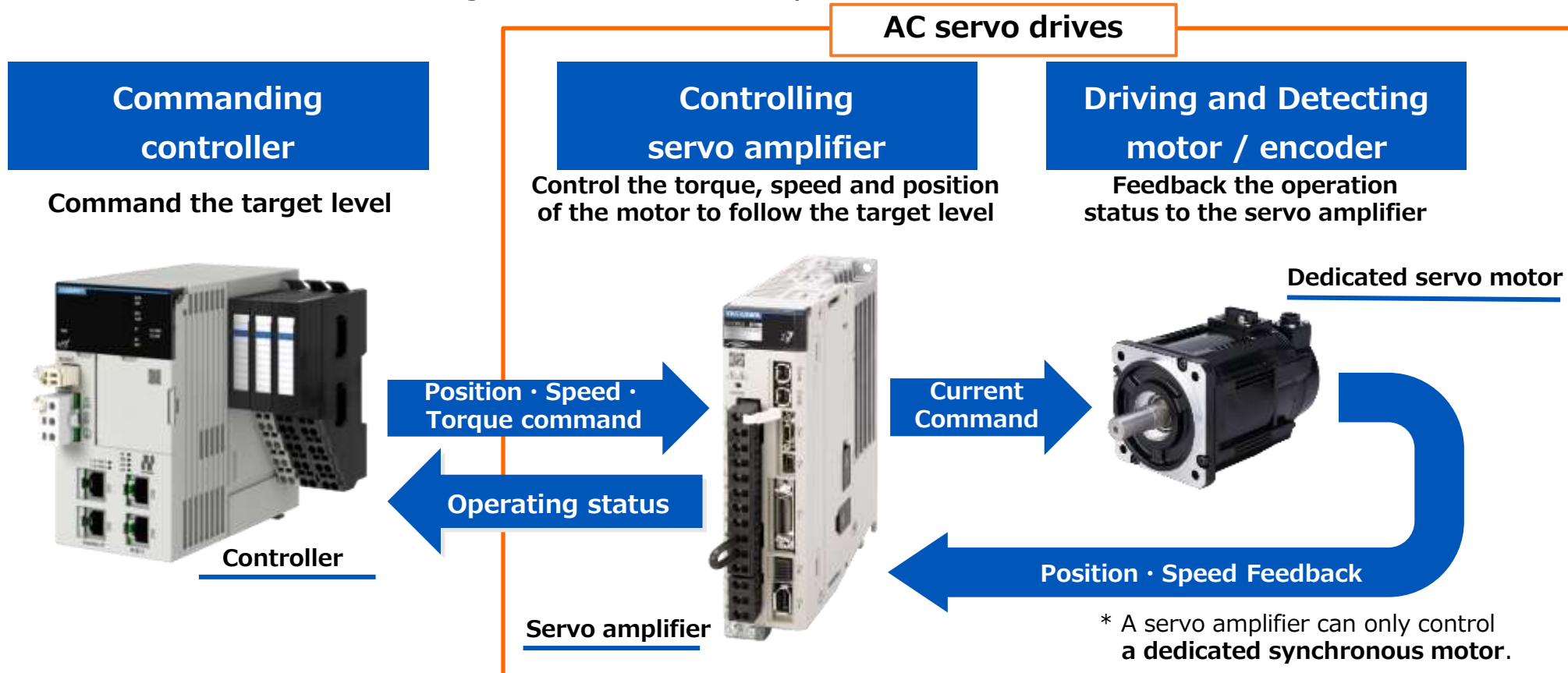
## 1-1. AC servo & controller



# Product Basics (1/3)

## What is an AC servo drive ?

An automatic controller consisting of a servo amplifier and a servo motor that follows the target level indicated by the controller



**The purpose is to improve equipment performance and stabilize quality through highly accurate position, speed and torque control.**

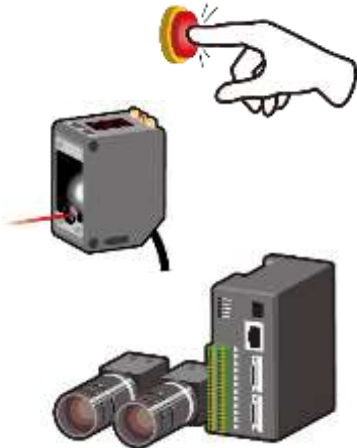
## Product Basics (2/3)

### What is a controller?

A control equipment that controls AC servo drives, AC drives, and robots, etc.

#### Input

Push buttons, sensors, cameras, etc.



#### Processing program

Input information and control output



Controller (MP Series)

#### Output

AC servo drives, AC drives, robots etc.

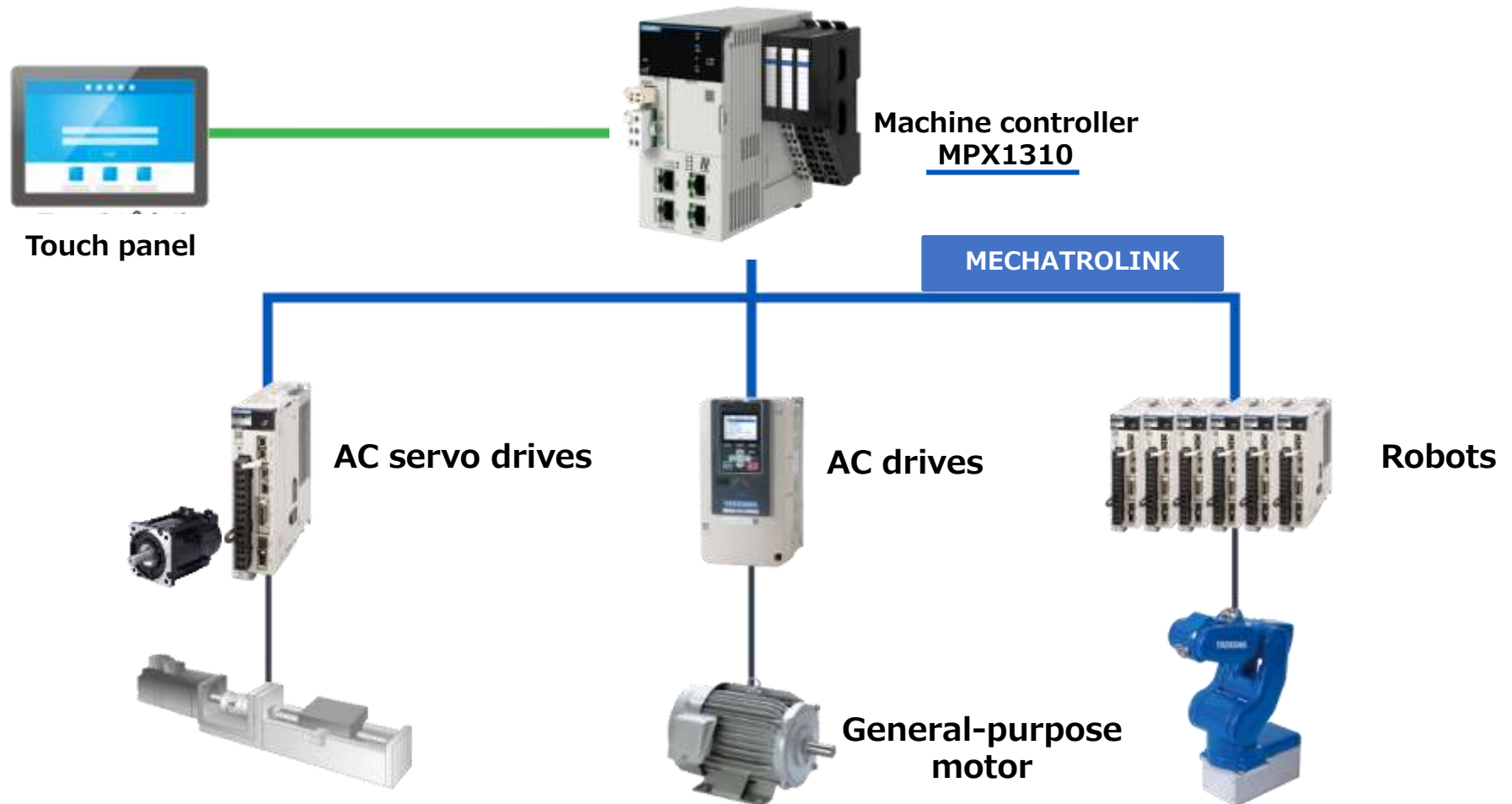


**The purpose is to improve productivity through highly accurate control**

## Product Basics (3/3)

### Flowchart of machine controller (MP Series)

Receive signals from touch panels to control AC servo drives, AC drives, and robots, etc.




# Applications and Market

## Machines for semiconductor, LCD & electronic component

- Semiconductor manufacturing Equipment
- LCD manufacturing equipment
- Electronic component processing and assembly equipment



## AC servo motor



**Supports motion control for various applications**

## General industrial machines

- Metal processing machine
- Wood processing machine
- Resin molding machine
- Food processing machine
- Packaging and filling machine
- Logistics and transportation equipment
- Printing machine
- Textile machine
- Papermaking



## Machine tools

- NC lathe
- Machining center
- Milling machine
- Grinder



## Robots

- Industrial robot
- Clean transfer robot
- Vacuum transfer robot



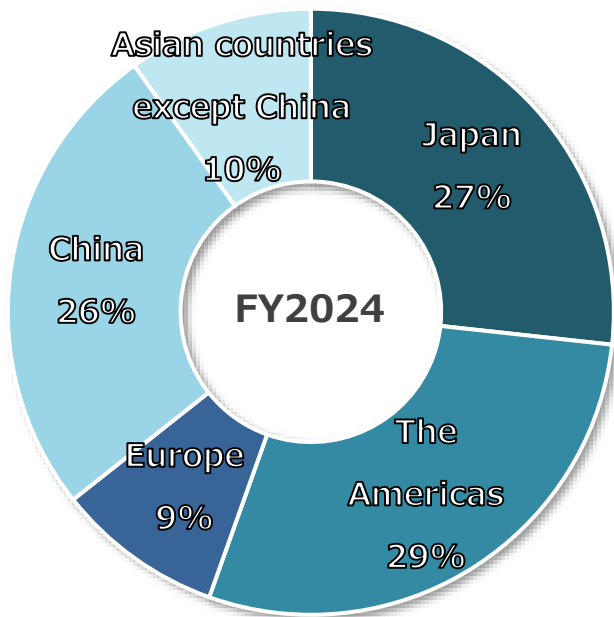
# Product Lineup

**Wide lineup to accommodate to various applications**

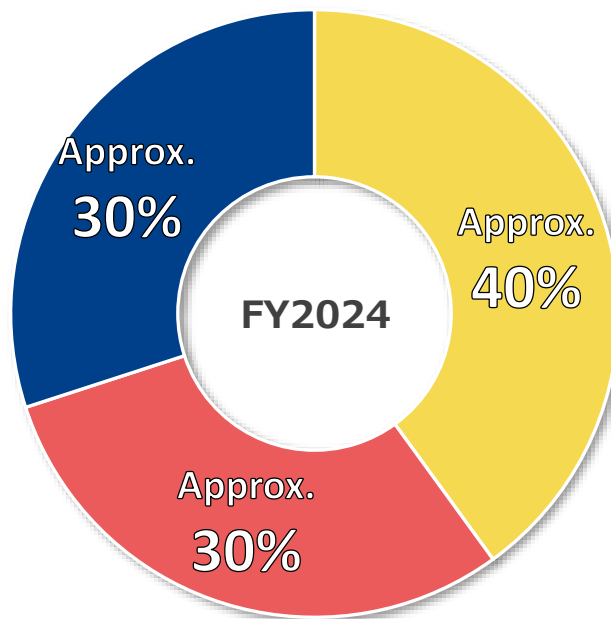
<p><b>Controller</b></p>	<p><b>iCube Control</b></p> <div style="display: flex; justify-content: space-around;"> <div data-bbox="275 285 617 485">  <p><b>YRM1000 Series</b> YRM Controller</p> </div> <div data-bbox="617 285 932 485">  <p><b>MPX1000 Series</b> Machine Controller</p> </div> <div data-bbox="932 242 1305 485">  <p><b>MP3000 Series</b> Machine Controller Board type / Modular type Unit Connection type</p> </div> <div data-bbox="1305 242 1719 485">  <p><b>MP2000 Series</b> Machine Controller Board type / Modular type All-in-one type / Compact Unit type</p> </div> </div>				<p><b>MIRAMOTION</b></p>  <p>Galvano controller</p>  <p>2D Galvano scanner</p>  <p>3D Galvano scanner</p>
<p><b>Network</b>  <b>MECHATROLINK</b> (MECHATROLINK-II, MECHATROLINK-III, MECHATROLINK-4) , other Field Network</p>					
<p><b>AC Servo Drives</b></p>	<p><b><math>\Sigma</math>-X Series</b></p>  <div style="display: flex;"> <div data-bbox="275 763 507 1329"> <p><b>SERVOPACKs</b></p> <p><b><math>\Sigma</math>-XS model</b> Single-axis AC200V 50W to 15kW</p> <p><b><math>\Sigma</math>-XW model</b> Two-axis AC200V 200W to 1.0kW</p> <p><b><math>\Sigma</math>-XT model</b> Three-axis AC200V 200W to 400W</p>  </div> <div data-bbox="507 763 745 1329"> <p><b>Rotary Servomotors</b></p> <p><b>SGMXA model</b> Low inertia, high-speed 50W to 7.0kW</p> <p><b>SGMXJ model</b> Medium inertia, high-speed 50W to 750W</p> <p><b>SGMXG model</b> Medium inertia, high torque 300W to 15kW</p> <p><b>SGMXP model</b> Medium inertia, flat type 100W to 1.5kW</p> </div> </div>		<p><b><math>\Sigma</math>-7 Series</b></p>  <div style="display: flex;"> <div data-bbox="745 763 984 1329"> <p><b>SERVOPACKs</b></p> <p><b><math>\Sigma</math>-7S model</b> Single-axis AC100V/200V 11W to 15kW</p> <p><b><math>\Sigma</math>-7W model</b> Two-axis AC200V 200W to 1.0kW</p>  </div> <div data-bbox="984 763 1274 1329"> <p><b>Rotary Servomotors</b></p> <p><b>SGM7M model</b> Low inertia, ultra-small capacity 3.3W to 33W</p> <p><b>SGM7J model</b> Medium inertia, high-speed 50W to 750W</p> <p><b>SGM7A model</b> Low inertia, high-speed 50 to 7.0kW</p> <p><b>SGM7P model</b> Medium inertia, flat type 100W to 1.5kW</p> <p><b>SGM7G model</b> Medium inertia, large torque 300W to 15kW</p> </div> <div data-bbox="1274 763 1522 1329"> <p><b>Direct Drive Servomotors</b></p> <p><b>SGM7E model</b> Coreless, Inner Rotor 2N·m to 35N·m</p> <p><b>SGM7F model</b> With Core, Inner Rotor Small capacity 2N·m to 35N·m Medium capacity 45N·m to 200N·m</p> <p><b>SGM7D model</b> With Core, Outer Rotor 1.3N·m to 240N·m</p> </div> </div>		<p><b>Large-capacity <math>\Sigma</math>-V Series</b></p> <div style="display: flex;"> <div data-bbox="1522 763 1761 1329"> <p><b>Linear Servomotors</b></p> <p><b>SGLG model</b> Coreless 12.5N to 750N</p> <p><b>SGLFW2 model</b> With core F 45N to 2520N</p> <p><b>SGLTW model</b> With core T 130N to 2000N</p>  </div> <div data-bbox="1761 763 2003 1329"> <p><b>SERVOPACKs</b></p> <p><b>SGDV model</b> 22kW to 55kW</p> <p><b>Rotary Servomotors</b></p> <p><b>SGMVV model</b> Large capacity, Low inertia 22kW to 55kW</p>  </div> </div>

# Revenue Breakdown by Region and Application, Market Share

Breakdown of revenue by region

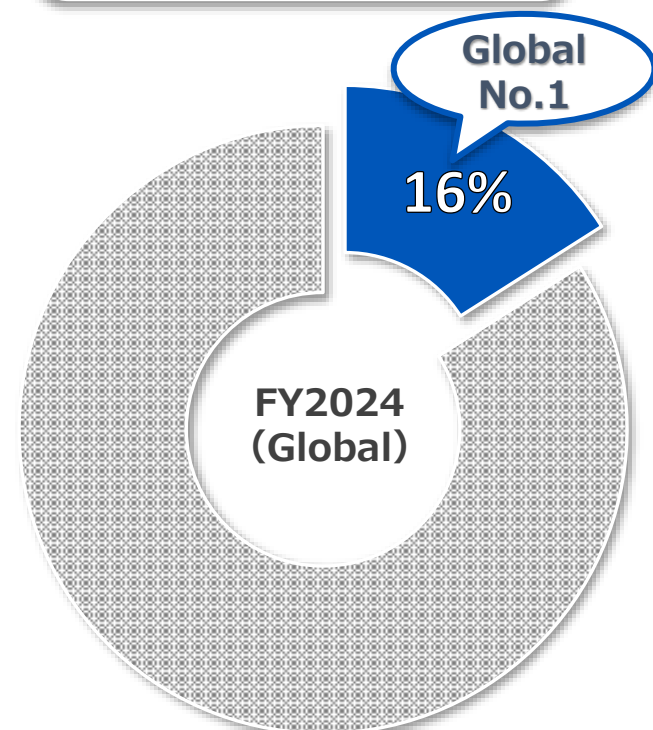


Revenue breakdown by application



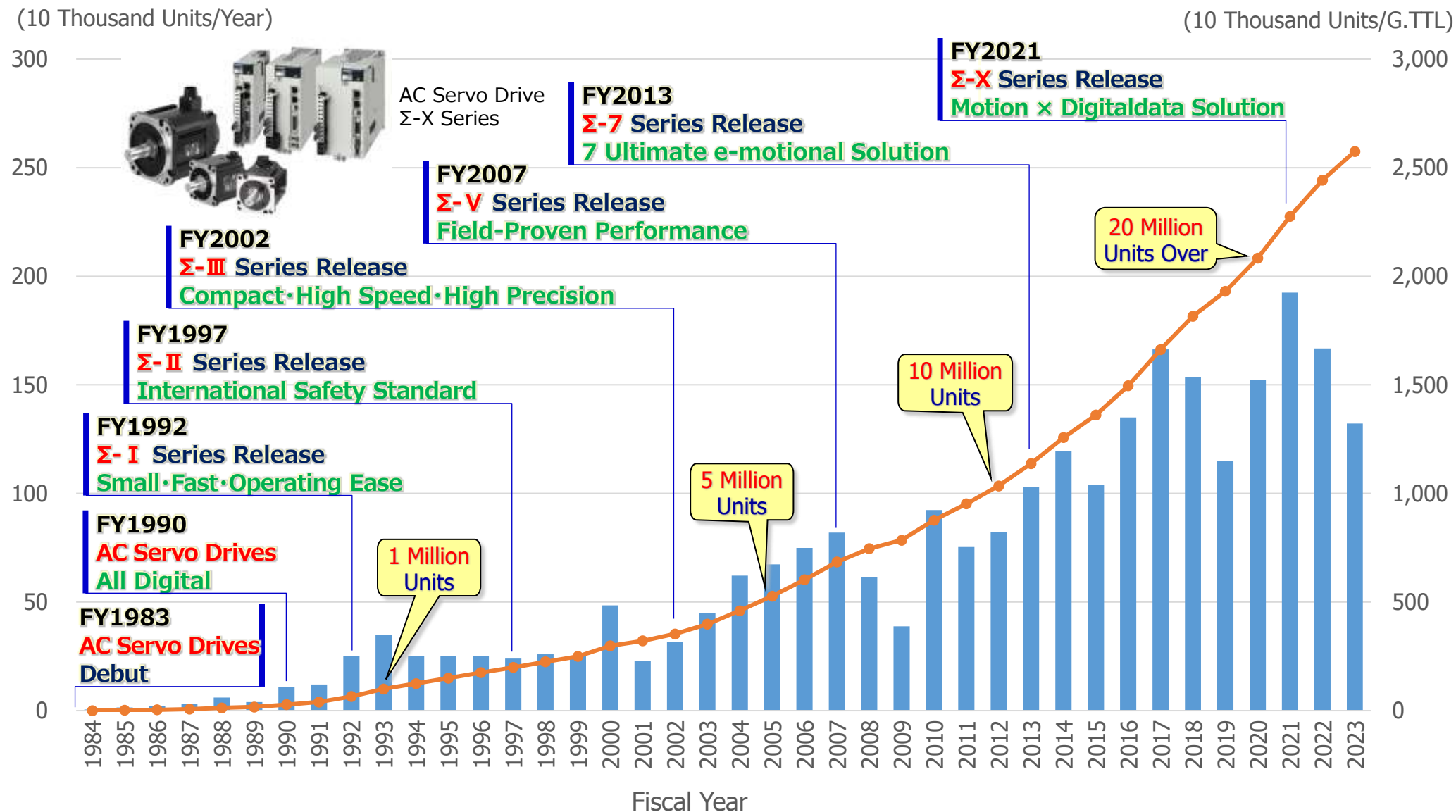
- Electronics-related industries including semiconductor, FPD and electronic components
- Machinery-related industries including machine tool, metal processing, press machine and robots
- Other (Packaging, textile, injection molding, etc.)

Market share



[Note] Company estimate

# Total Shipment



# New Product Features (1/3)

## Features of $\Sigma$ -X Series – Improvement of motion performance

### Maximum motor rotation speed

The maximum rotation speed of the motor has increased from the earlier value of  $6,000 \text{ min}^{-1}$  to  $7,000 \text{ min}^{-1}$ .




Applicable models:  
All SGMXJ and SGMXA models

### Equipped with a high-resolution 26-bit encoder

The resolution\* of the encoder has been increased to 26 bits, four times that of the earlier model. 24 bits of encoder resolution is position precision resolving 1 revolution of a motor to 67 million pulses


Earlier model

Encoder resolution 24 bits  
 $\approx 16 \text{ million pulses/rev}$



$\Sigma$ -X

Encoder resolution 26 bits  
 $\approx 67 \text{ million pulses/rev}$



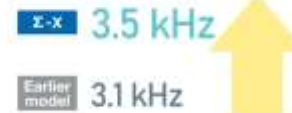
Four times  
that of  
the earlier  
model

Increased position resolution/stop precision  
→ Precise stops

\*Ability to measure how finely a motor rotation can be split

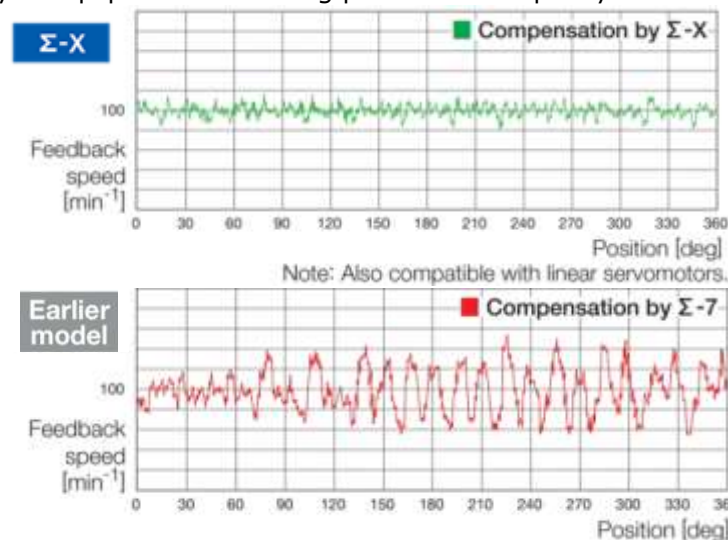
### Speed frequency response

Speed frequency response has changed from 3.1 kHz for the earlier model to 3.5 kHz. Maximizing the following performance for the speed reference improves equipment productivity.



### Improved control precision and smoothness

Smoother drive is possible from a more effective speed ripple compensation algorithm for cogging compensation. This helps reduce inconsistency in equipment machining precision and quality.



# New Product Features (2/3)

## Features of $\Sigma$ -X Series –Sensing and use of data

**The servomotor acts as a sensor and collects various data.  
It can be used for preventive maintenance of equipment.**

$\Sigma$ -X uses the servomotor as a sensor to sense and monitor the parts used by the servo and the servo's installation environment. This can be useful for accurately determining maintenance periods and for preventing sudden failures.

### ■ Sensing Items

Encoder Power-on Time  
Encoder Supply Voltage  
Encoder Battery Voltage  
Motor Rotation Count  
Maintenance Prediction Monitor: Bearing  
Maintenance Prediction Monitor: Oil Seal  
Acceleration Sensor Monitor

New



Estimated External Disturbance Torque  
Number of Serial Encoder Communications Errors  
Settling Time  
Amount of Overshoot  
Residual Vibration Frequency  
Estimated Vibration  
Maximum Value of Accumulated Load Ratio  
Number of MECHATROLINK Communications Errors  
Margin until Overload  
Temperature Margin until Servomotor Overheats



- Both installation environment information and the service life of parts used by the servo can be monitored.



# New Product Features (3/3)

## YRM controller



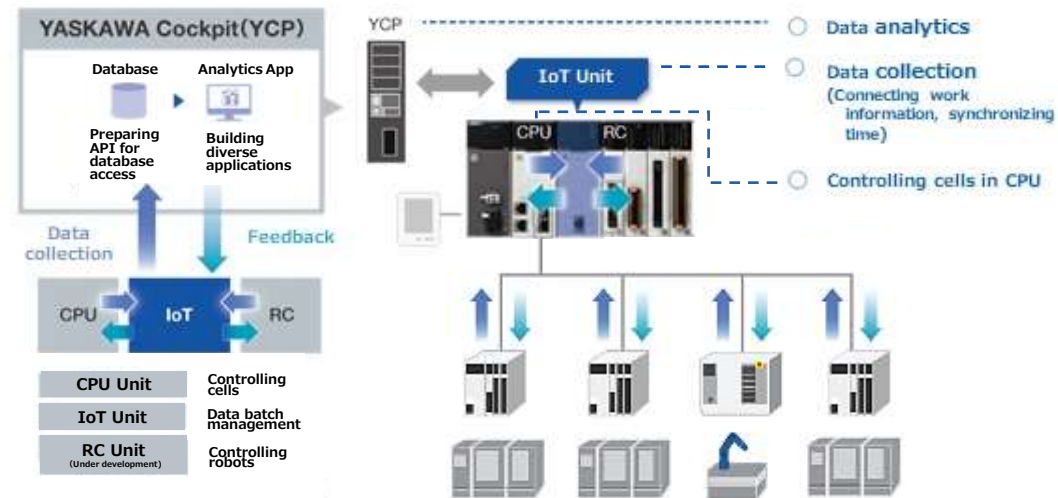
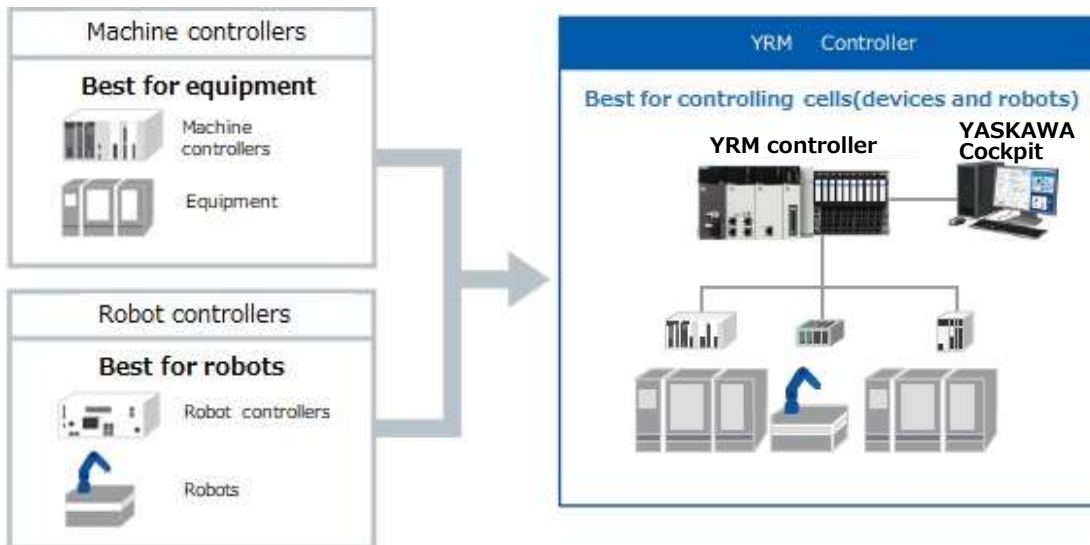
YRM-X controller



YRM1010

### ① Controller **controlling cells**

Cells : A connected equipment where data relatedness exists  
e.g.) Facilities composing devices or/and industrial robots etc. and working on common tasks

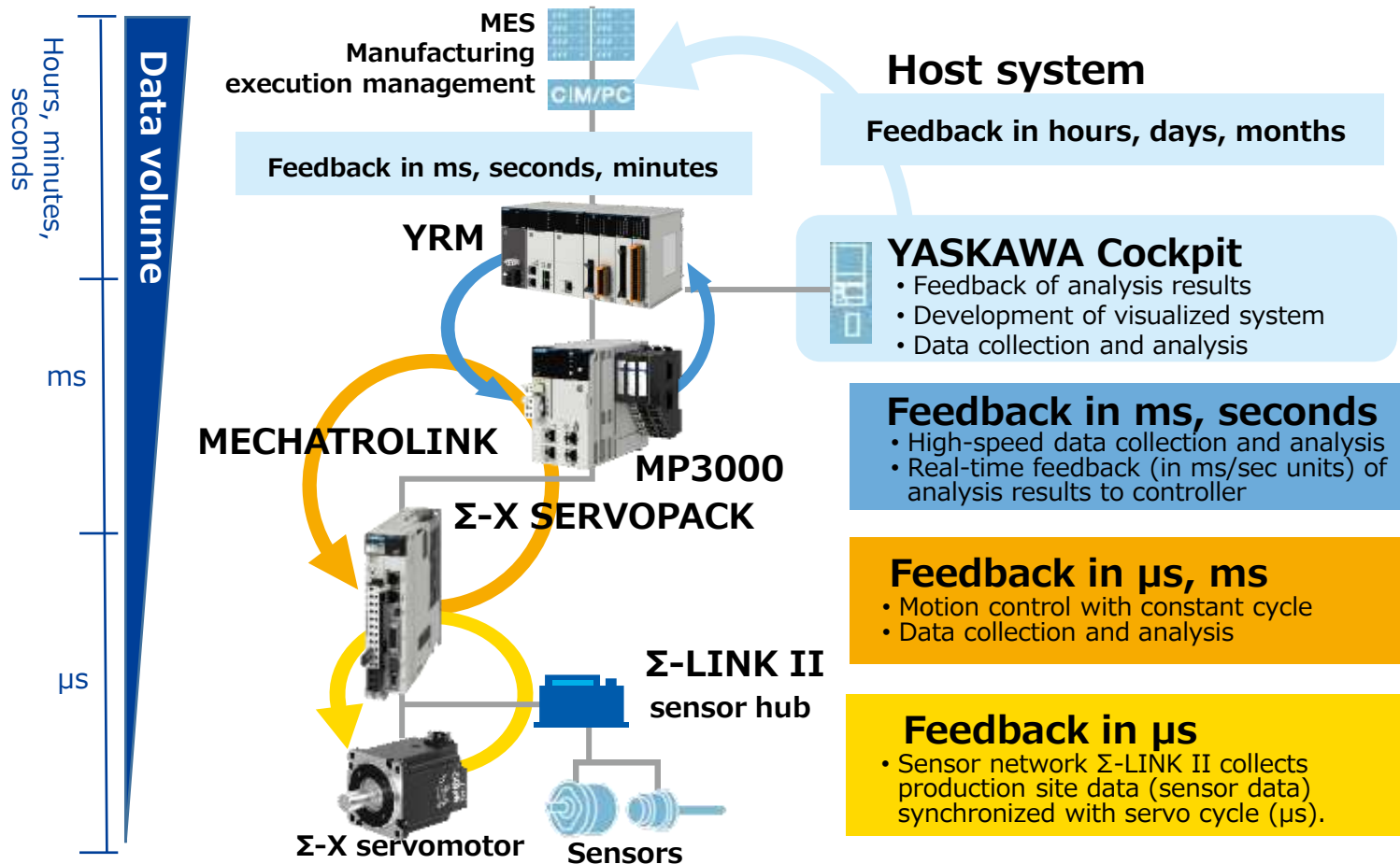


### ② A controller that enables to **integrate equipment, robots, and data** and turn data into movement

- Real-time understanding of the status of an entire cell by acquiring **synchronized data** of equipment and robots is possible. **The results of analysis** of the acquired data **are fed back to the entire cell** as "data" and "motion" to realize automation of manufacturing (stable operation, stable quality, and process improvement).

# Products realizing i<sup>3</sup>-Mechatronics


- Products realizing i<sup>3</sup>-Mechatronics enable the collection and use of time-aligned data
- While  $\Sigma$ -X enables the acquisition of small amounts of data at a high frequency of  $\mu$ s, YASKAWA Cockpit and YRM controller enable the collection and analysis of large amounts of data in seconds and use them for feedback.



## (Reference) Application of AC servo & controller

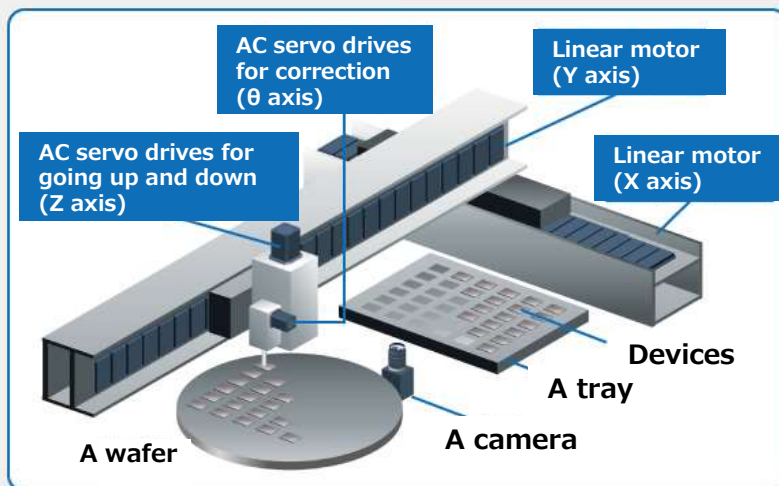


Electronic component



Semiconductor production equipment

Structure of die bonder



Metal processing machine



Injection molding machine

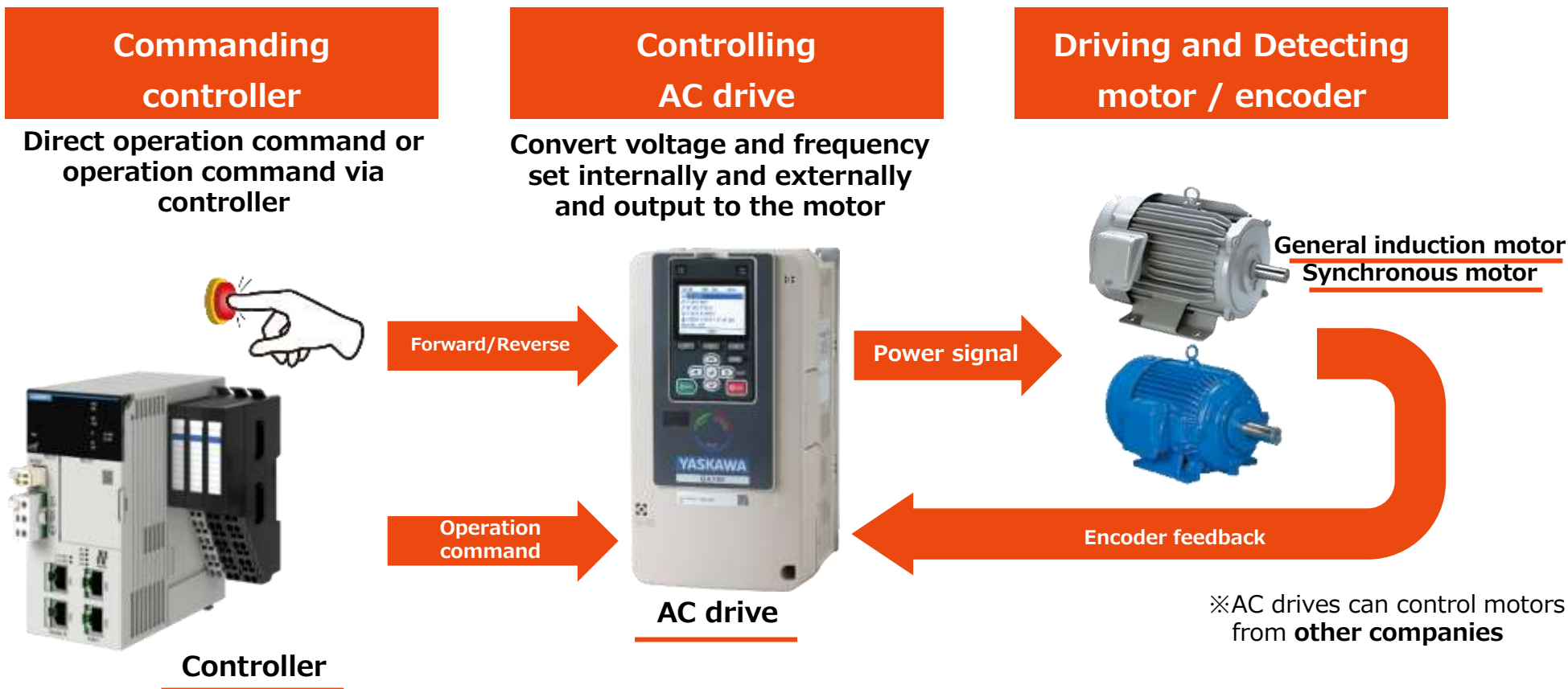
## 1-2. Drives



# Product Basics (1/3)

## What is an AC drive?

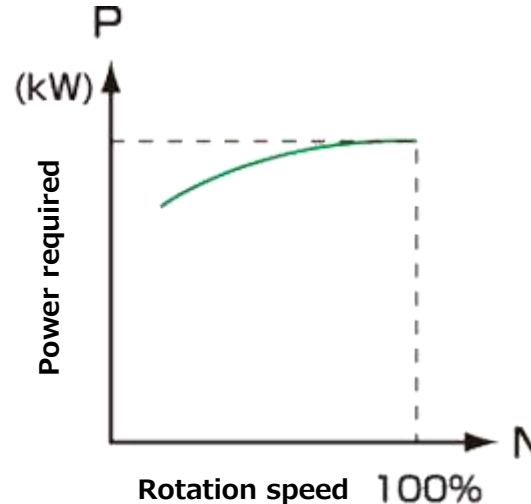
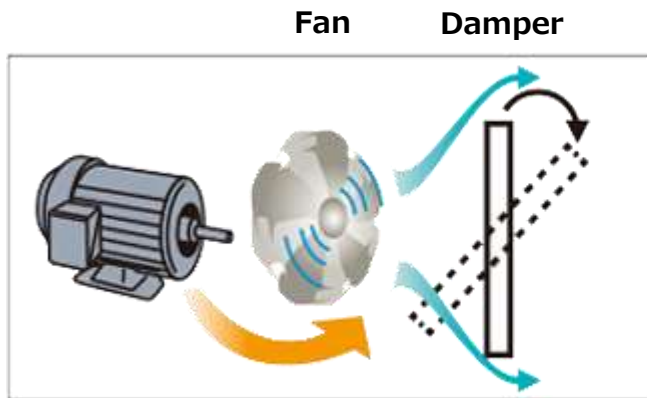
Device for controlling rotation speed by changing voltage and frequency supplied to motor



## Product Basics (2/3)

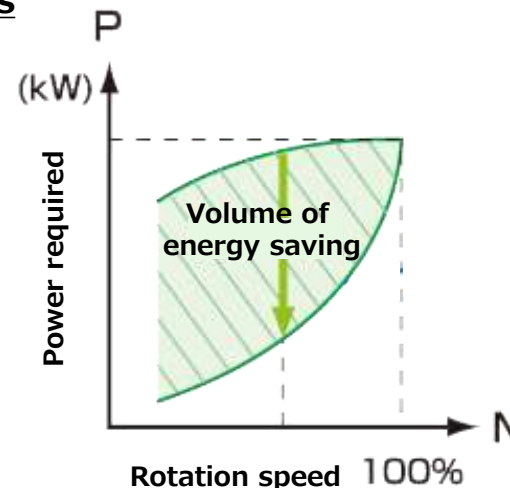
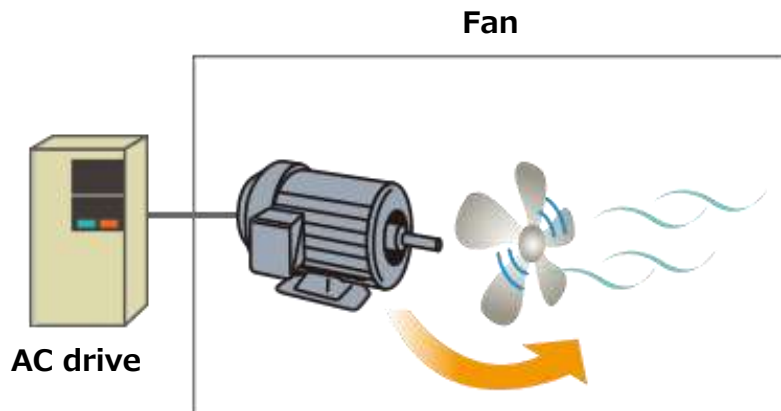
### What are energy conservation benefits of AC drives?

#### ◆ Conventionally, motors had constant speed + damper



Without AC drives, the rotational speed of the motor cannot be changed, so the air volume is adjusted with a damper (on-off valve).

#### ◆ Variable speed motor control by AC drives

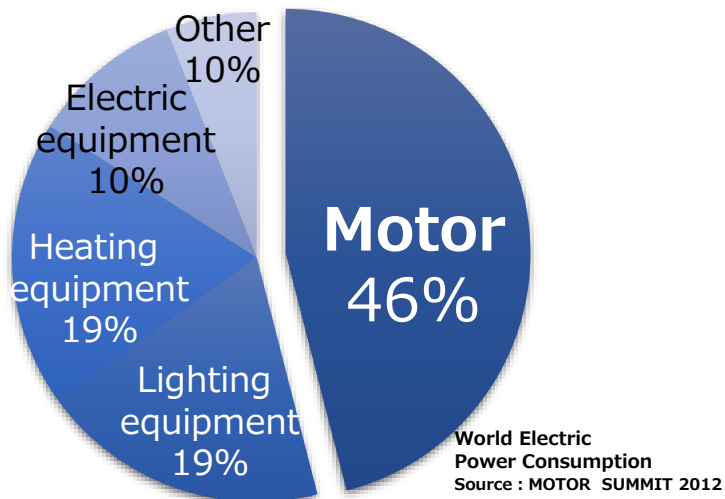


AC drives can adjust the motor speed according to the required air quantity, resulting in saving a lot of energy.

# Product Basics (3/3)

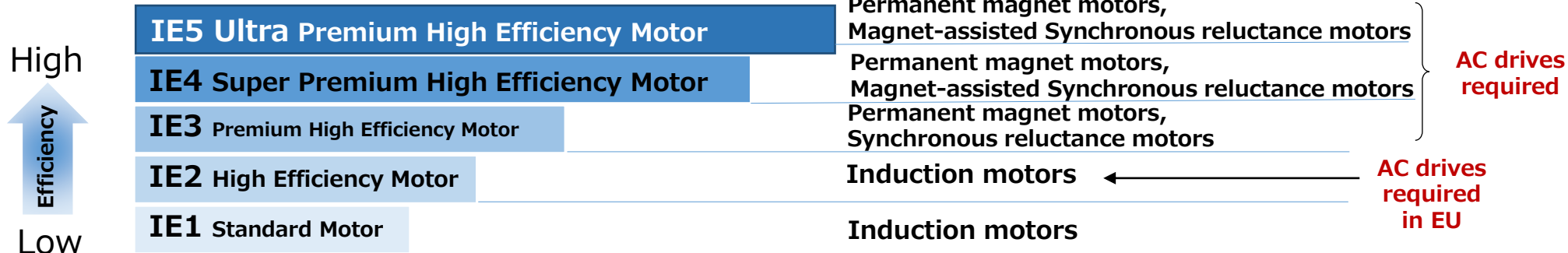
## The reason AC drives are needed

- ◆ Motor takes about half of the world's electric power consumption








- ◆ High efficiency motors require AC drives

### Efficiency Classified



- ◆ Global regulations have accelerated the high efficiency-oriented needs towards motors

Country Name (Region)	Schedule for introducing high efficiency regulations											
	2014	2015	2016	2017	2018	2019	2020	2021	2022	2023	2024	
Japan 	IE1 → <b>Top Runner standards</b> → IE3											
U.S. 	IE3 (Foot mount type, etc.)											
	IE2 (Flange type, etc.) → IE3											
China 	IE2 → IE3 or IE2 (IE3(PM motor added)) → IE3											
Europe 	IE2 → IE3 or IE2+drive → IE3 → IE4 → IE3											
Korea 	IE2 → IE3											

Refer to "Trends in Overseas Efficiency" published by JEMA (The Japan Electrical Manufacturers' Association) (Oct, 2020)

# Applications and Market

## Fluid machinery

- Air conditioning system
- Fan/pump
- Compressor
- Vacuum pump



## AC drive/PM motor



**Supports motion control  
for broad applications**

## General industrial machine

- Metal processing machine
- Wood processing machine
- Resin molding machine
- Papermaking and printing machines
- Packaging and filling machines
- Environment-related machine
- Life-related machine
- Food machine
- Textile machine
- Chemical machine



## Conveyance machine

- Conveyor
- Crane
- Hoisting machine
- Multistory parking garage



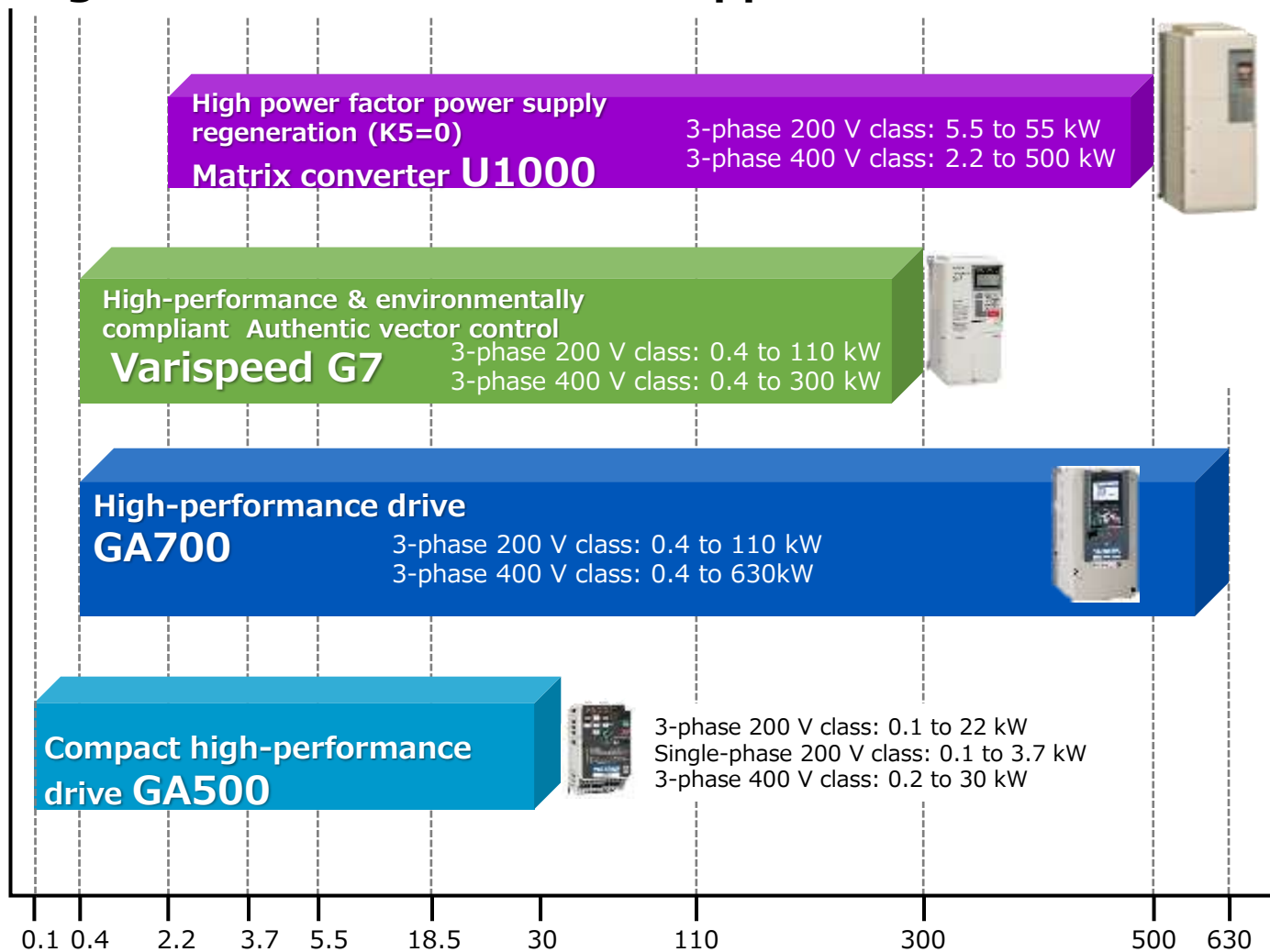
## Lift

- Elevator
- Escalator
- Light lift
- Automated warehouse



# Product Lineup

Develop lineup for application-specific products, including power supply regeneration and vibration suppression functions



For Lifts  
**L1000A**



For HVAC  
**HV600\***



Drives for pumps  
**FP605\***

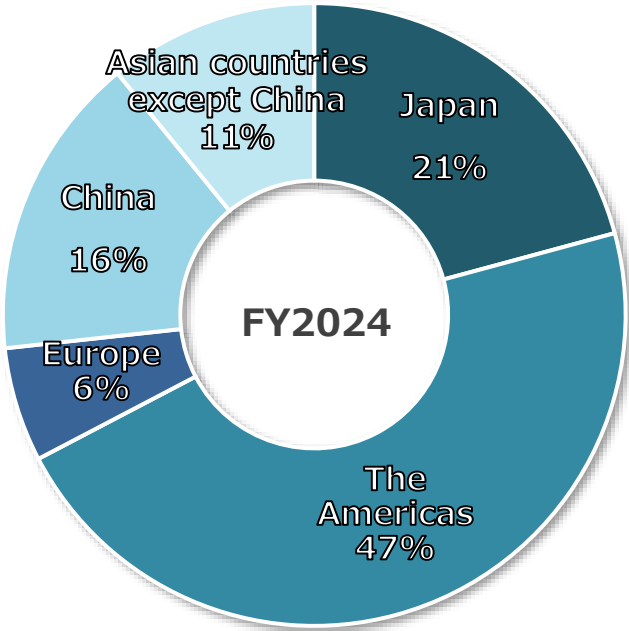


For cranes  
**CR700**

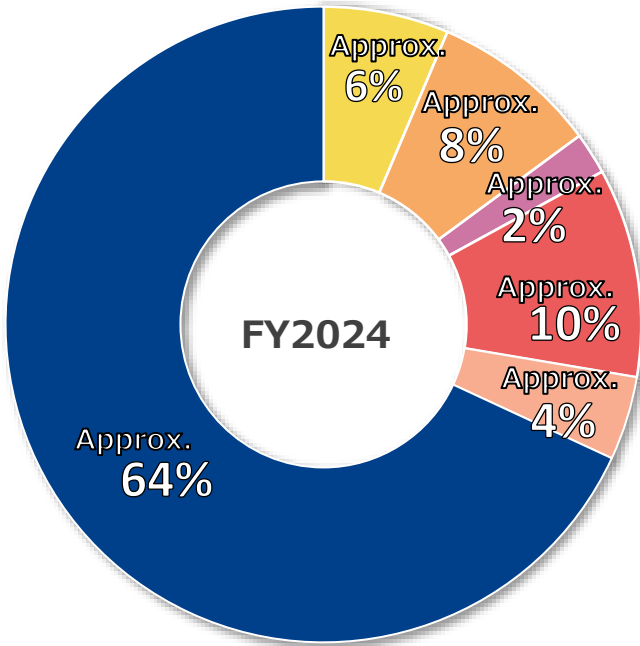
\*: Sold overseas only

# Revenue Breakdown by Region and Application, Market Share

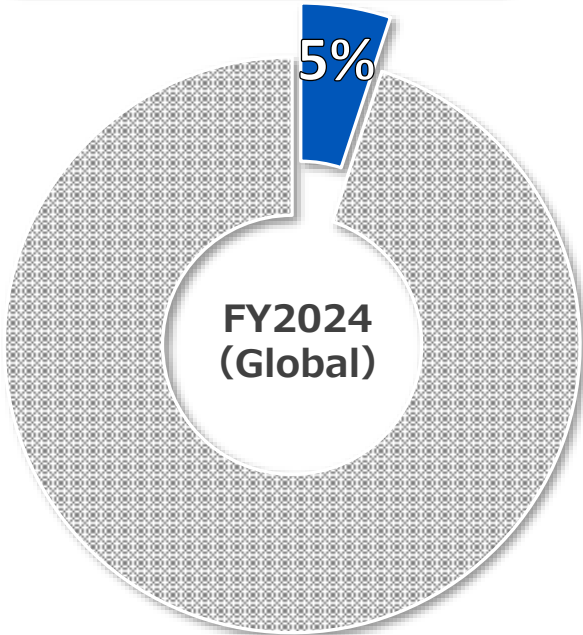
Breakdown of revenue by region



Revenue breakdown by application



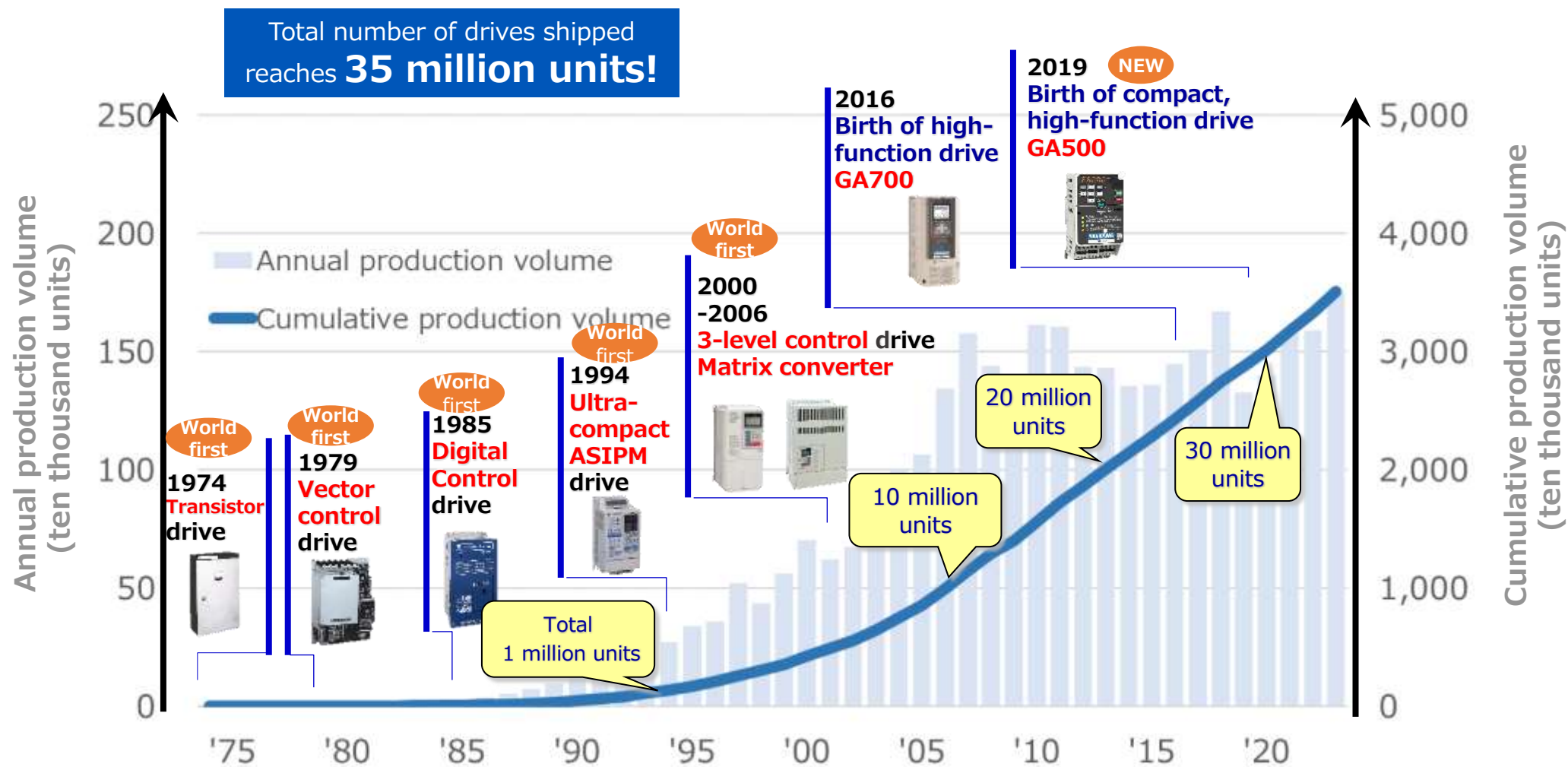
Market share



[Note] Company estimate

- Air-conditioning systems for buildings (HVAC and compressors)
- Cranes and hoists
- Oil & gas
- General-purpose machinery / Other (Textile machinery, metal processing machinery, packaging machinery, conveyors, etc.)
- Pumps and fans
- Elevators

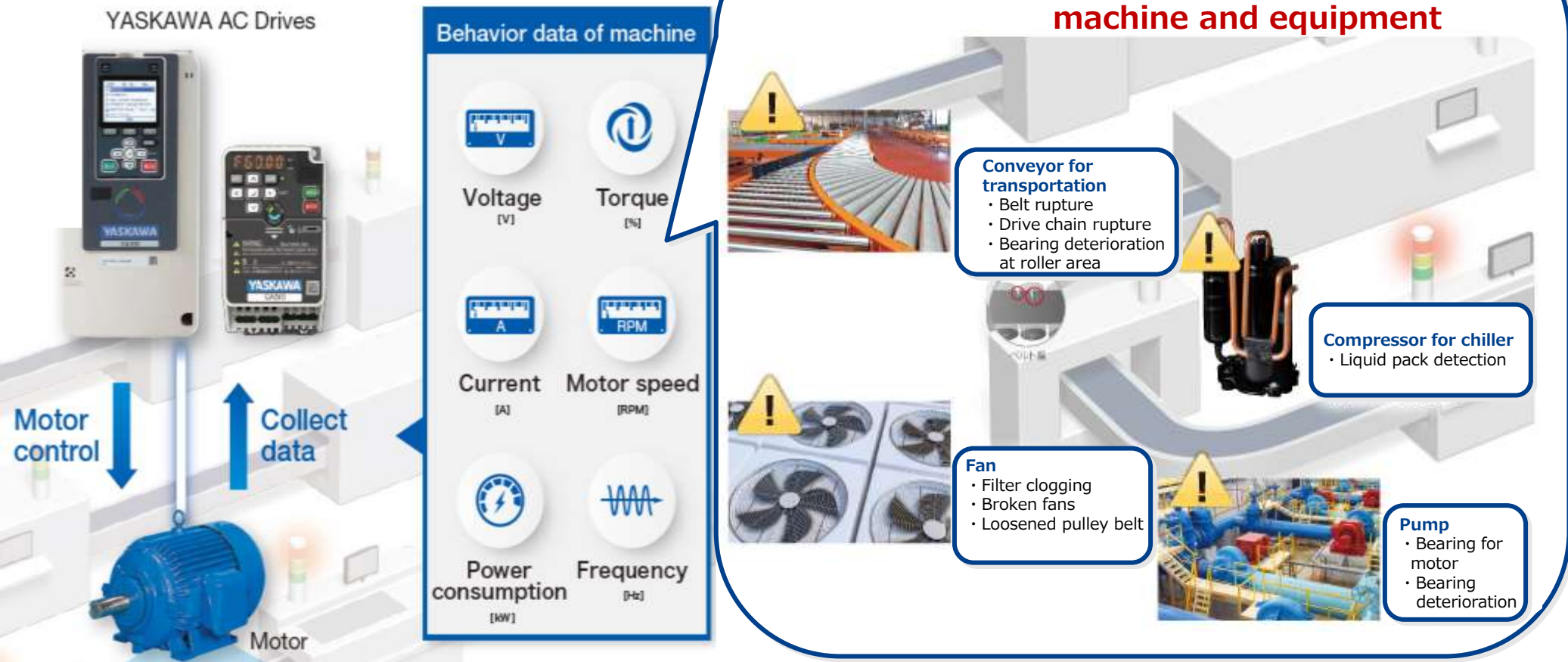
# Total Shipment



# Features of Yaskawa's products (1/4)

## Unique detecting function

Monitoring machine behavior data through AC drives and preventing serious troubles by detecting machine changes in detail



# Features of Yaskawa's products (2/4)

## Energy-saving initiatives 1

Selling **PM motor** achieving high-efficiency, energy-saving operation when used in combination with AC drives

## Lineup



### Eco PM motor flat type


- Achieving the highest (IE5) efficiency of the five efficiency classes
- Contributing to space-saving, resource-saving, and energy-saving by significant reduction of motor length
- Decreasing noise level by reduction of fans



### IPM motor SS7

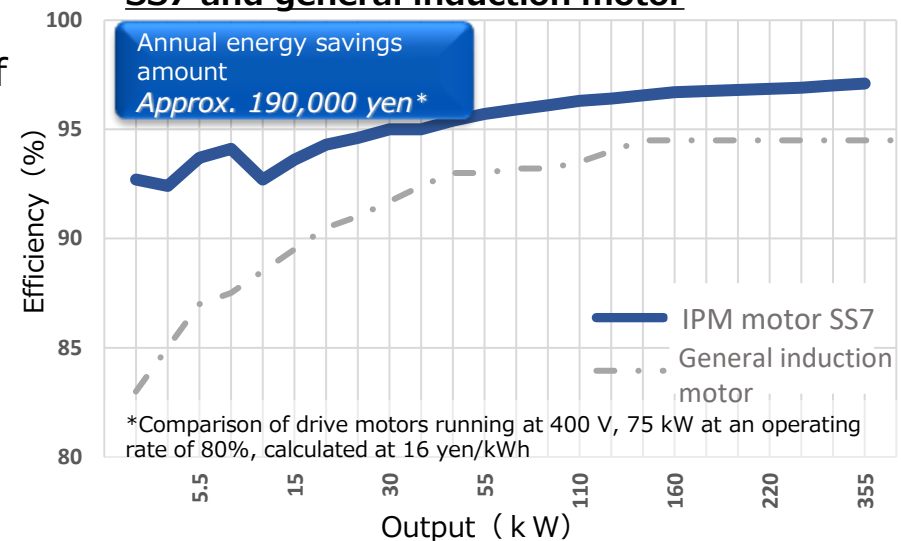
- Realizing the high efficiency which is nearly the second highest (IE4) of the five efficiency classes
- Compact and lightweight, contributing to resource conservation

Installation area  
**25%\*reduction**



\*Example of fan area of motor 7.5 kW. Comparison with induction motor.

## Comparison of efficiency between IPM motor SS7 and general induction motor



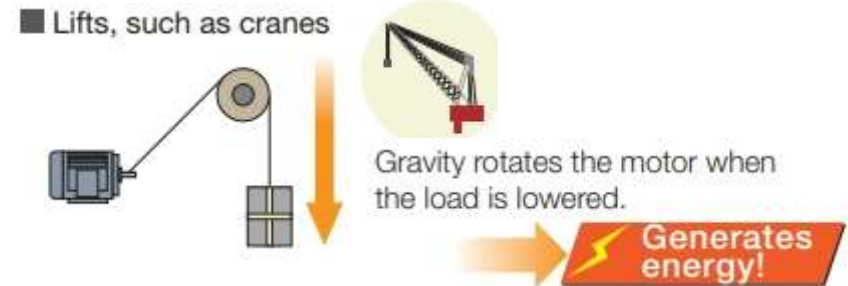
# Features of Yaskawa's products (3/4)

## Energy-saving initiatives 2

Save energy by reusing the regenerative energy

### Regenerative energy

- Energy generated by the motor
- When the crane lowers the load, the weight of the load rotates the motor and generates energy.

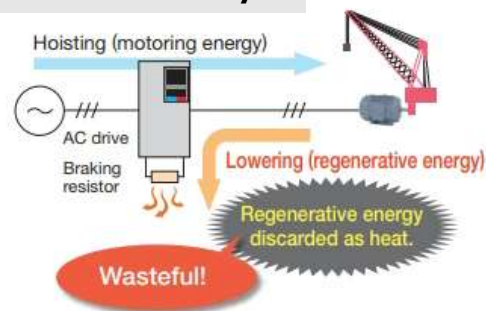


### Low Harmonics Regenerative Matrix Converter U1000

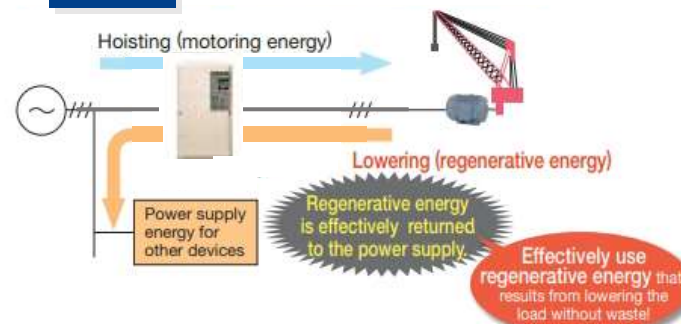
- Return the regenerative energy which was conventionally discarded as heat to the power supply and reuse



#### Conventionally



#### U1000

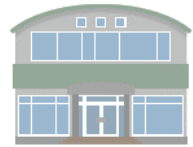


# Features of Yaskawa's products (4/4)

## PV inverter for solar power generation\*

Supporting a wide range systems, from self-use and low-voltage grid connection less than 50kW to mega solar.

### For industrial, low voltage (10~50kW)



Public facilities/  
Self consumption/PPA



Ground mounted small scale solar(FIT/FIP)

9.9kW 200V class 3-phase built-in transformer

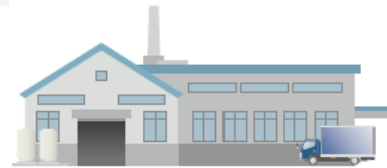
**Enewell-SOL P2H**

Insulation transformer integrated.


Good for  
self-consumption



### For Medium and High voltage systems



Plant • Factory /  
Self consumption/PPA



Mega solar (FIT/FIP)

The large system  
scale reduce the  
cost by increasing  
the voltage.

25kW 200V class 3-phase

**Enewell-SOL P3A**

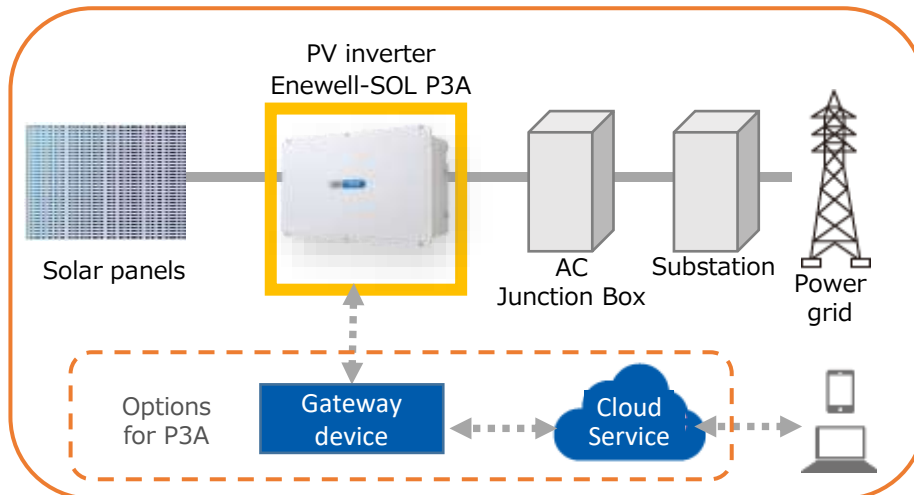
Optimized for self-consumption systems.  
Helps slim down system footprint

Optimized for  
self-consumption

- Minimize costs
- Maximum utilization of generated power
- Easy setup and monitoring



### System configuration



10/9.9kW 200V class 3-phase

**Enewell-SOL P2A**

large-capacity system possible by  
the distributed installation

Good for  
self-consumption



\*Device for converting DC power generated by solar panel into AC power

# (Reference) Application of AC drives



Cranes



Fans



Pumps



Conveyors



Automated  
warehouse

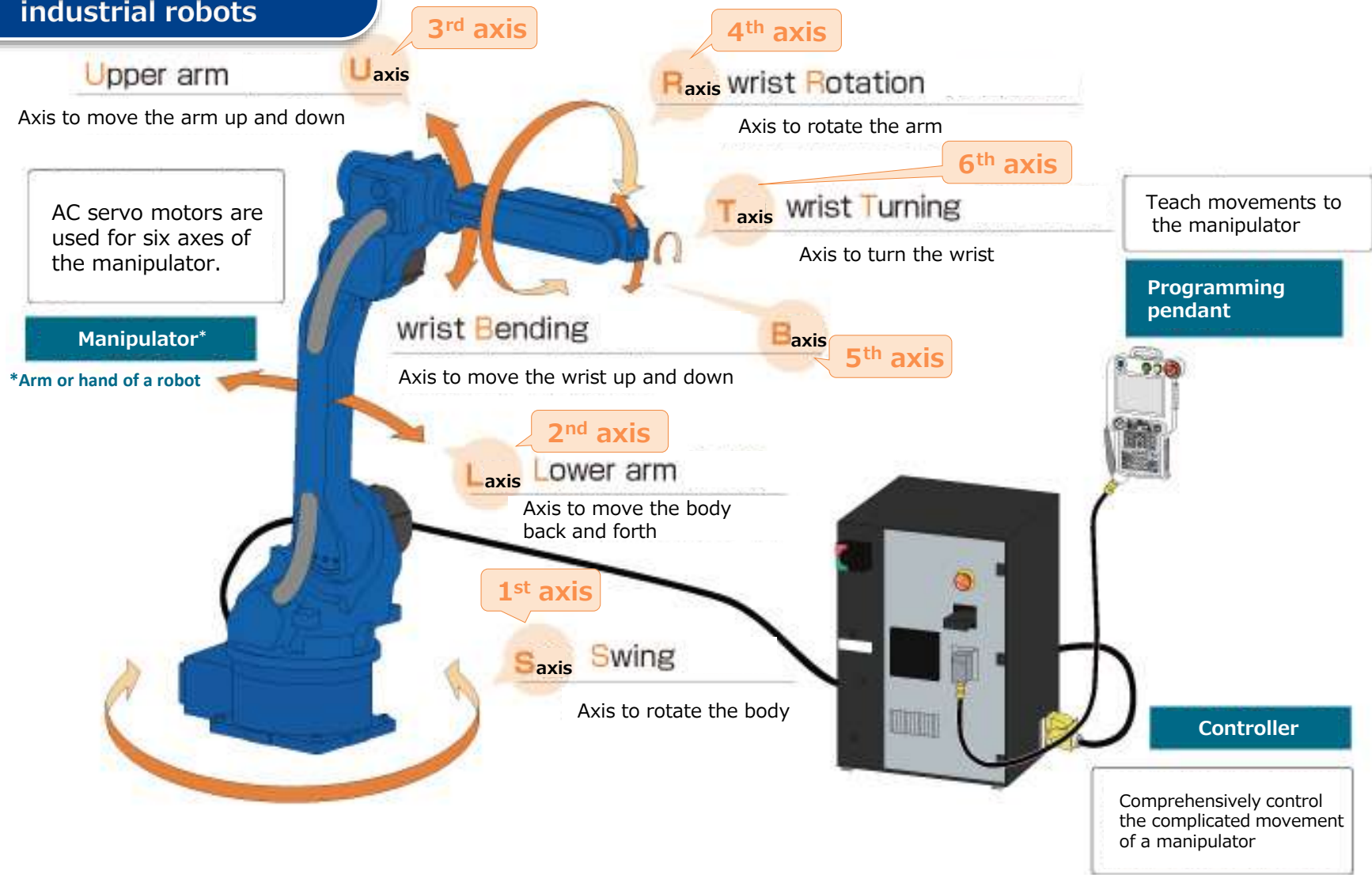
# YASKAWA

## 2. Robotics



# Product Basics (1/2)

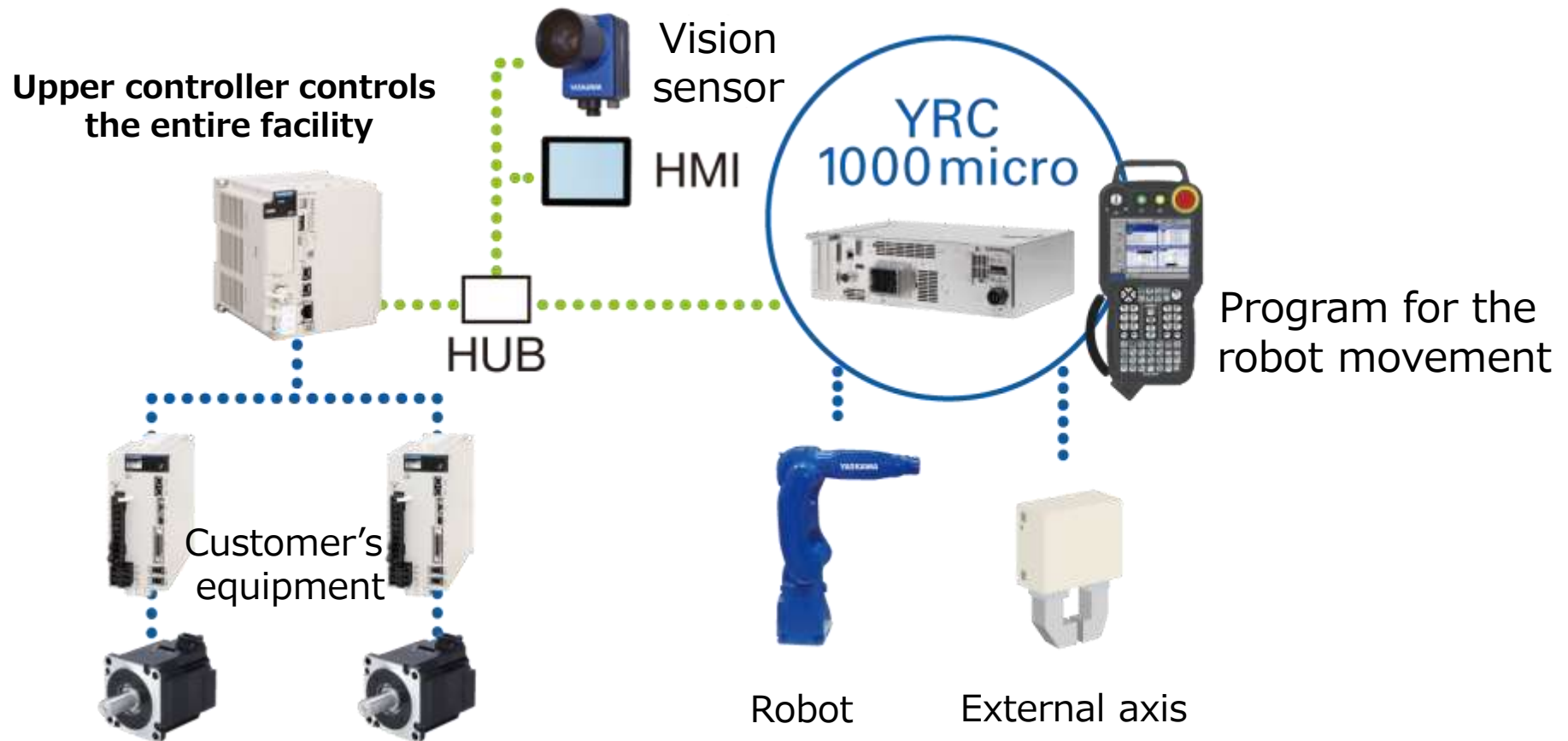
## Basic configuration of industrial robots



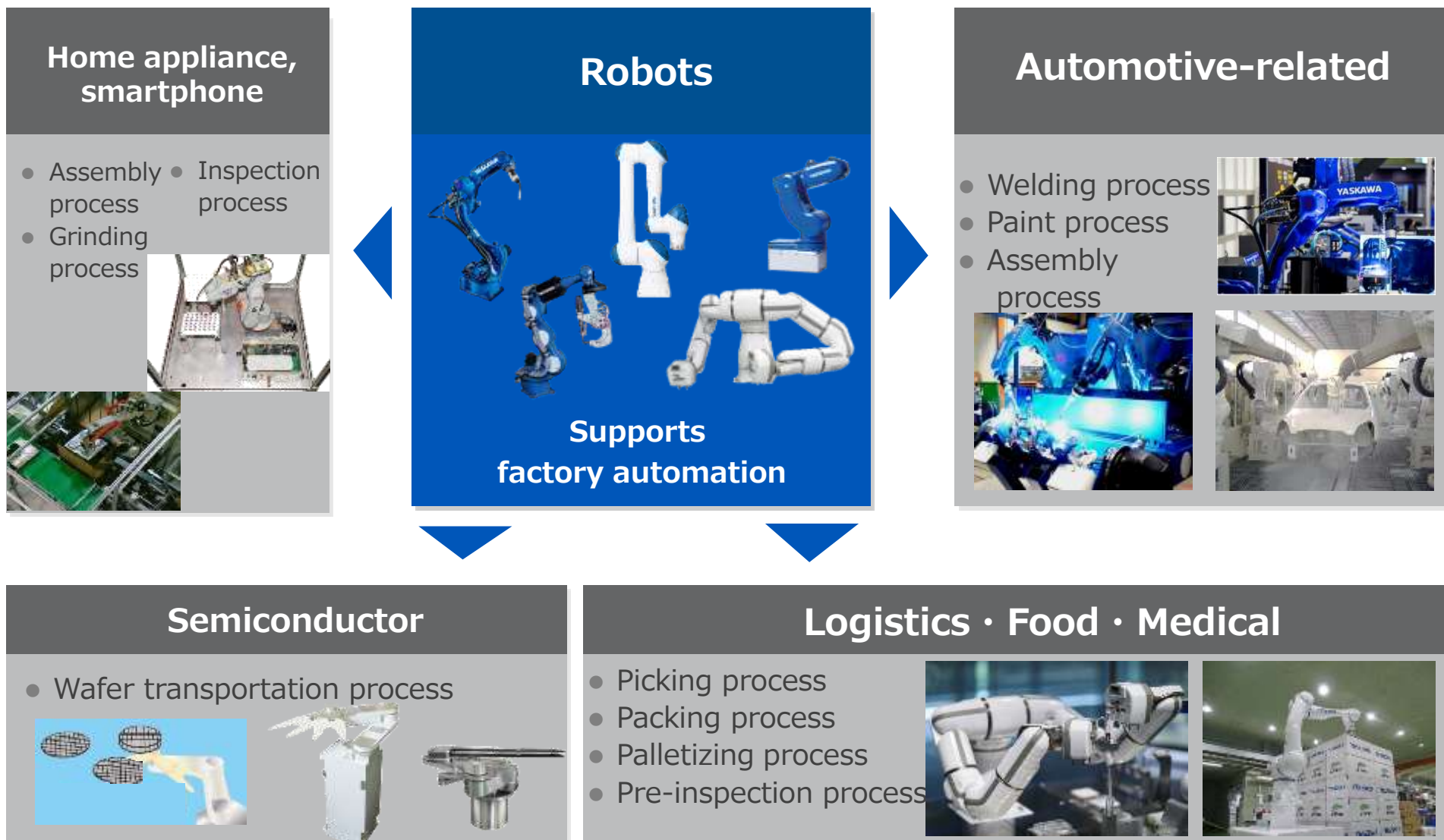
## Product Basics (2/2)

### Image of robot control

- A robot motion program is created in the dedicated robot controller (e.g.: YRC 1000 micro) with a teach pendant.
- The upper controller such as MP controller controls the entire facility including starting the operation program and collecting operation status data.



# Applications



# Product Lineup

## Industrial robots for automotive and other markets

### Arc Welding




### Spot Welding




### Paint



### Picking, Packing, Palletizing



### Handling



## Clean room robots (Semiconductor)

## Collaborative

## Dual Arm

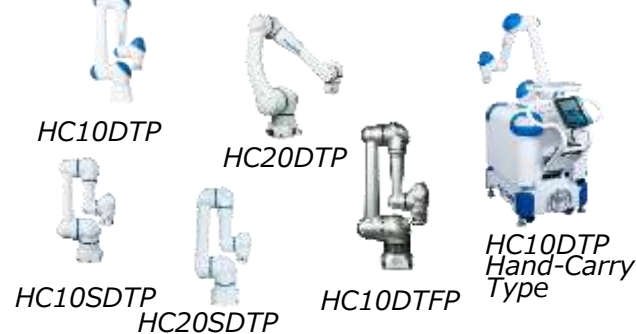
### Semicon.

### Wafer Transfer

SEMISTAR-M,V series Vacuum Robot  
Clean Robot




### Collaborative

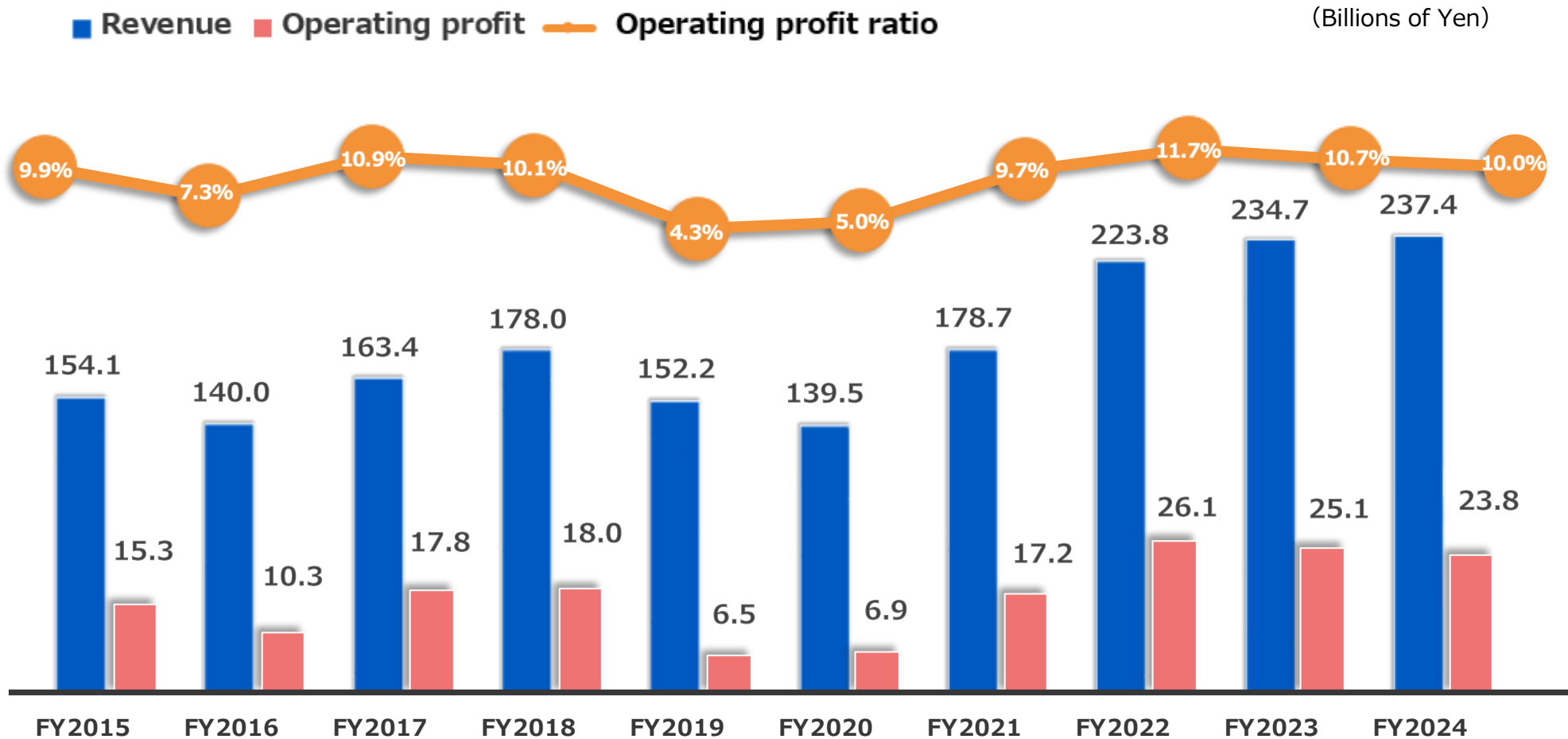


### Transfer, assembly

### Biomedical



# Revenue / Operating Profit (Robotics)



Note1: Data up to FY2017 are based on Japanese GAAP.

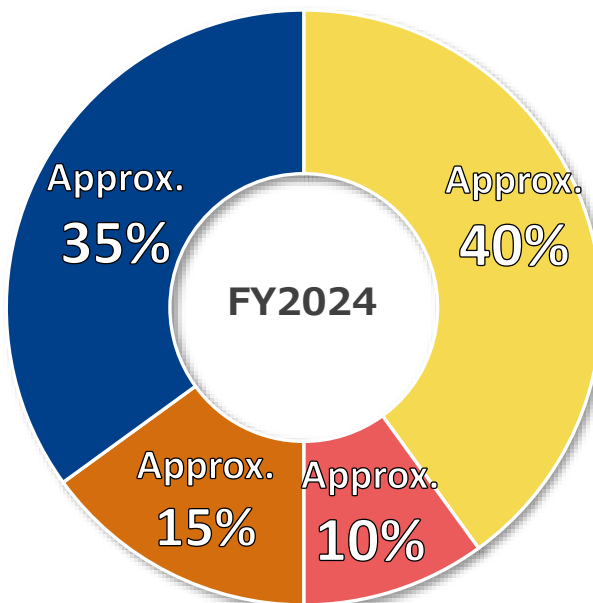
Note2: The Company changed its accounting period starting FY2017 from March 20 to the last day of February. As a transitional year for this change, FY2017 was from March 21, 2017 to February 28, 2018.

# Revenue Breakdown by Region and Application, Market Share

Breakdown of revenue by region

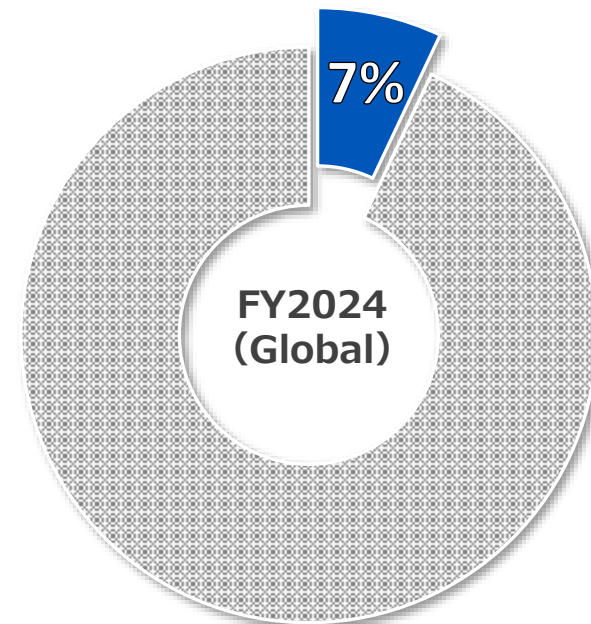


Revenue breakdown by application



- Automotive-related applications (Arc welding, spot welding, painting, etc.)
- Semiconductor and LCD related applications
- Customer service
- General / Other (3C, Handling, etc.)

Market share

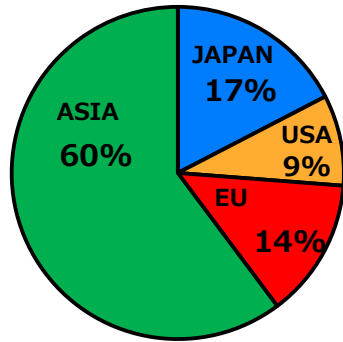


[Note] Company estimate

# Total Shipment

(x 10,000 units)

## FY23 Regional breakdown



Approx. 83%  
Sales out of Japan

First in the industry

FY23: Adaptive Robot  
MOTOMAN NEXT series has launched

FY21 Collaborative Robot  
MOTOMAN-HC20SDTP  
YRC1000 Controller

FY18 Collaborative Robot  
MOTOMAN-HC10DT  
YRC1000 Controller

FY16 Multi-purpose Robot  
MOTOMAN-GP8, YRC1000 Controller

FY13 Robot for Biomedical Use  
MOTOMAN-BMDA3  
DX200 Controller

FY08 7-axis Arc welding Robot  
MOTOMAN-VA1400  
YRC1000 Controller

FY05 Seven-axis Dual-arm industrial Robot  
MOTOMAN-DA, DIA series

FY03 Application-optimized Robot  
MOTOMAN-EA1400N

FY94 Robot controller which realizes  
fully independent/coordinated operation  
of multiple robots.  
MRC Controller



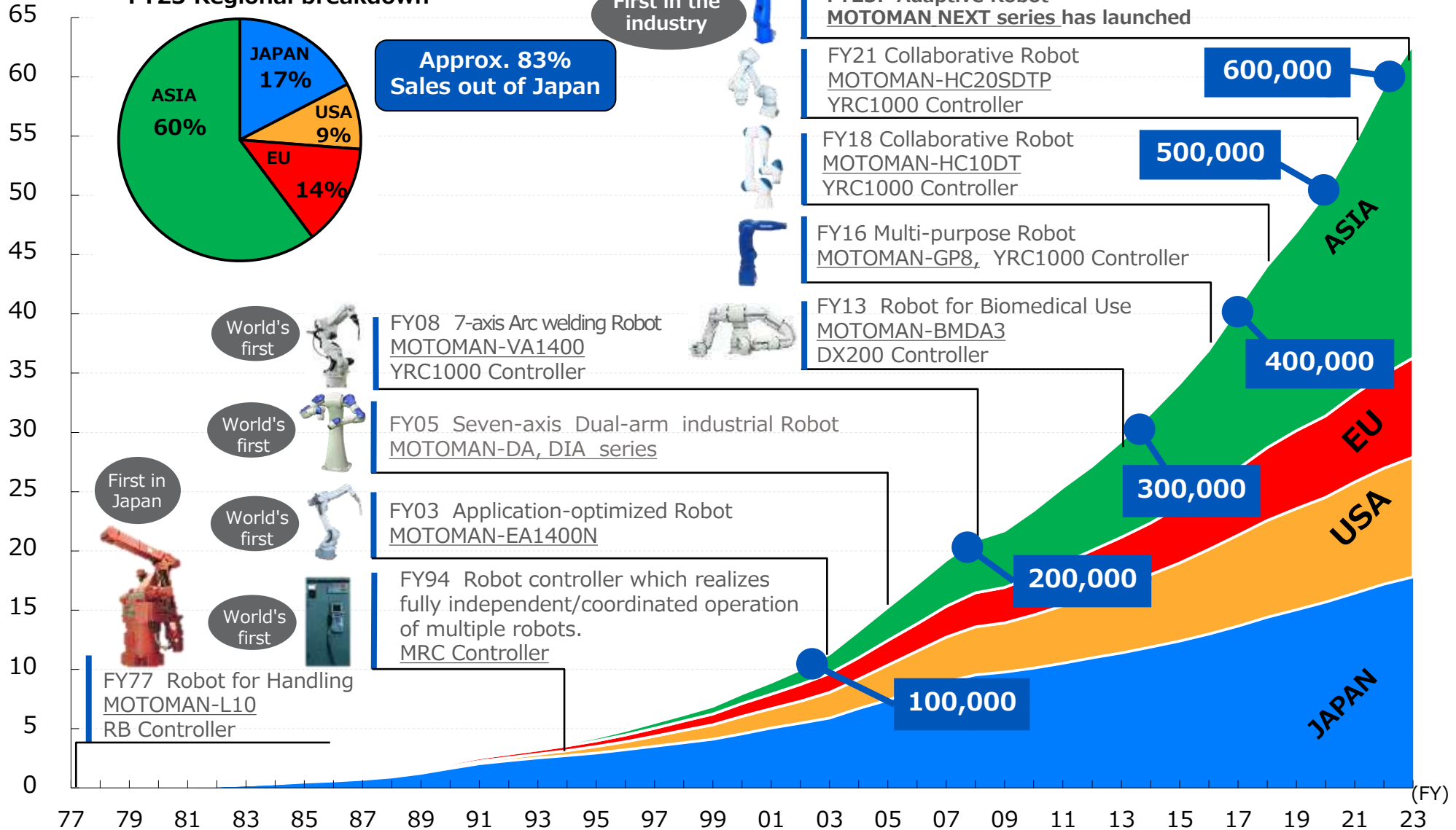
FY77 Robot for Handling  
MOTOMAN-L10  
RB Controller

World's first

World's first

World's first

World's first



# Yaskawa's Robots (1/4)

## Arc welding


An adhesion method by melting base material. It contributes to the automation of parts processing in various industries, including the automotive industry. It increases productivity by expanding flexibility of robot posture and speeding up operation.



AR1440



The work point of arc welding



Arc welding of auto parts with the cooperation of three robots

## Spot welding

A welding method in which two steel plates are crimped together, a large electric current is passed through them, and make them high temperature. It is used in automobile body joining



SP100B

7-axis structure enables to install in high density

SP225H


Hollow arm is designed for spot rigging.



Car production line  
Spot welding system

## Laser welding

A welding method in which metal is melted and joined by a laser beam.



MOTOPAC-RL2D

Laser welding package

- Robot controller and laser scanner are fully synchronized.

## Handling

Provide wide variation of robots (payload: 0.5 - 600kg) to contribute automation of customers' production line



Handling of tomatoes with small robots MotoMINI

## Collaborative

**MOTOMAN-HC series is designed to collaborate with human**

**Realize the cost reduction**

- 1) Elimination of the safety fences by the safe structure and function.
- 2) Saving spaces because of elimination of safety fences.

**Smart functionality**

- 1) Robot teaching can be simplified by the direct teaching function and Smart Pendant.

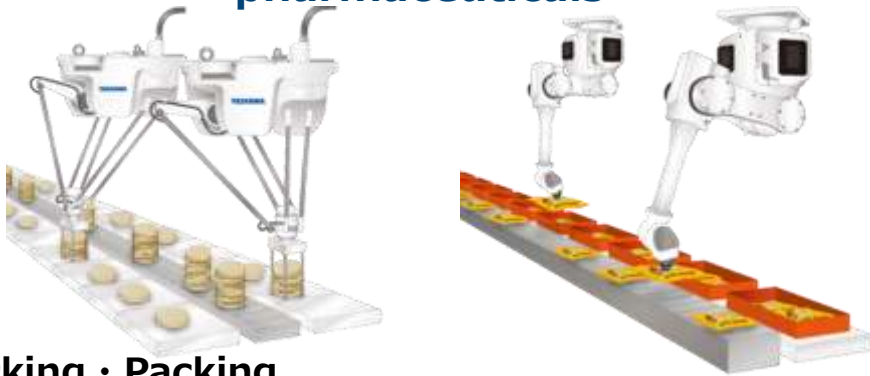
**Expansion of the applicable area by extensive product lineup**

- 1) Dust & Drip-Proof Specifications
- 2) Food Specifications
- 3) High payload type
- 4) Hand-carry type



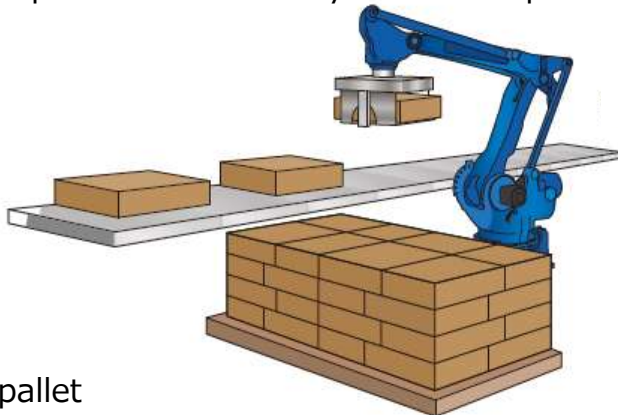
## Picking • Packing • Palletizing

Contributing to automated conveyor system for food, cosmetics and pharmaceuticals



### Picking • Packing

Grabbing and lining up items on a conveyor belt and packing them in boxes



### Palletizing

Placing boxes on a pallet

## Painting

- Installing a paint gun and painting cars and small parts
- Explosion-proof for work in an environment with flammable gases



Automobile Industry  
(Painting Car Body)

**MPX2600**

General Industry  
( For medium-size  
work piece )

**MPX1950**


Car painting by  
painting robot and  
door opener robot



## Bio Medical

### Best for automation in Bio-Medical field which requires hygiene control

- Resolve challenges such as manual variations and errors, risk of exposure to powerful drugs, and long routine work
- Use of analytical equipment and containers used by humans




## Clean Robot

### A wide range of products to meet diverse needs

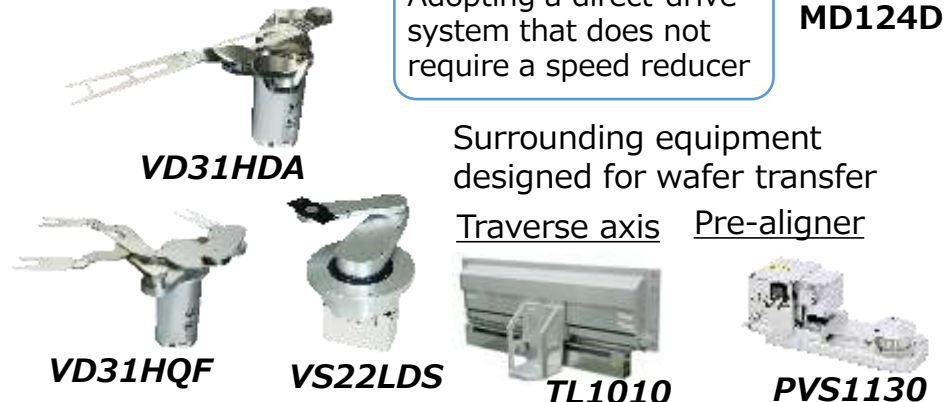
#### [Clean robot]

High speed and reliable clean robot for wafer transfer



#### [Vacuum robot]

Adopting a direct-drive system that does not require a speed reducer



# Industry's first adaptive robot MOTOMAN NEXT series



### Aim

Automation of "unautomated areas," where workers make judgments and do tasks, such as indefinite state, shape, and size of items, changes in work order, and interruptions.

### Features

#### ① Autonomous control unit

**An autonomous control unit is adopted to make a motion planning and perform** based on the recognition and judgment process of the environment and the position data acquired from the sensor.

#### ② Optimal motor developed in-house

**An optimal motor developed in-house is adopted to enhance its capability to follow commands from the controller** (minimize the difference between the commanded position and the actual position).

#### ③ Open platform

**The development environment is opened up**, so customers and partners utilize their know-how and technologies for robot applications.

#### Examples

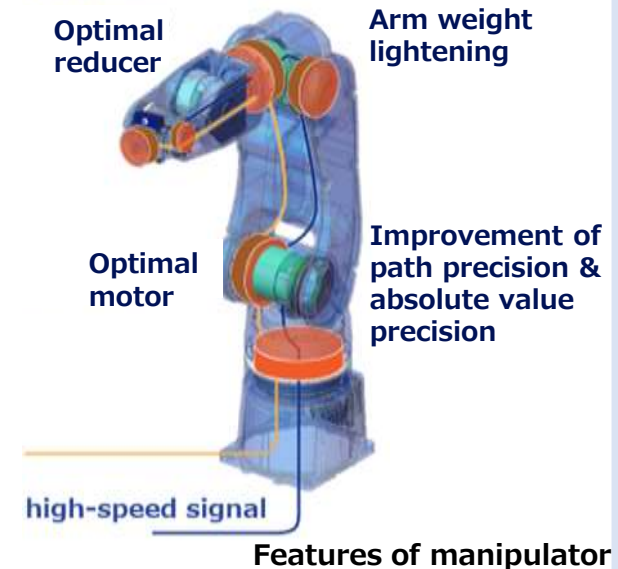
Human-centered workplace, such as restaurant backyards



Heavy-duty workplace, such as logistics warehouses and airport unloading



Hazardous work, such as post-processing at medical sites



# YASKAWA Cell Simulator

- An engineering tool that can provide total support from design to launch, to checking the operation of the entire cell, to analyzing and redesigning the operation in a digital twin.
- It can build a digital twin with high accuracy using environmental data.

### Features

#### ① Cell engineering

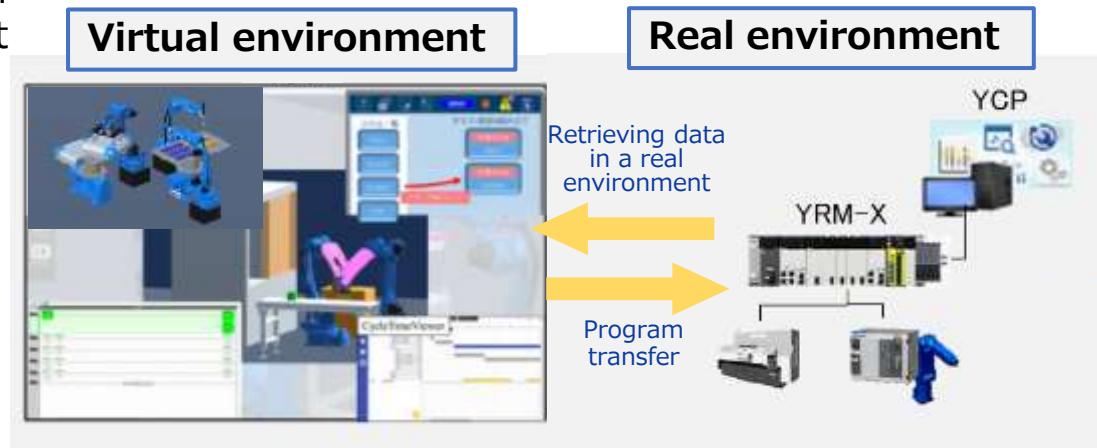
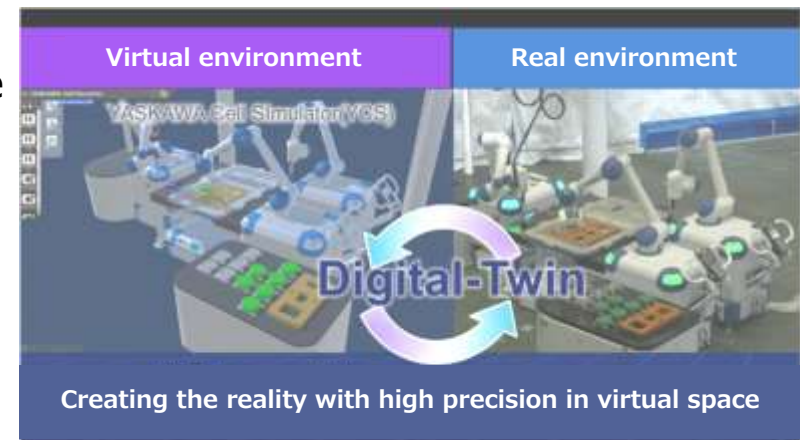
From designing to checking the operation all in one place in the virtual environment

#### ② Cell motion analysis

Analyzing the differences between a real environment and a virtual environment.

#### ③ Cell replanning

Performing the same work as engineering in a real environment by using data from a real environment in a virtual environment.



## Food process automation

Automating solution for "labor shortage", "rising labor cost", and "countermeasures against contamination" in food industry

### Automation for process required special skills

- Foreign matter contamination and sanitary
- Inline support for production



Sandwich bagging cell

### Laborsaving for simple work

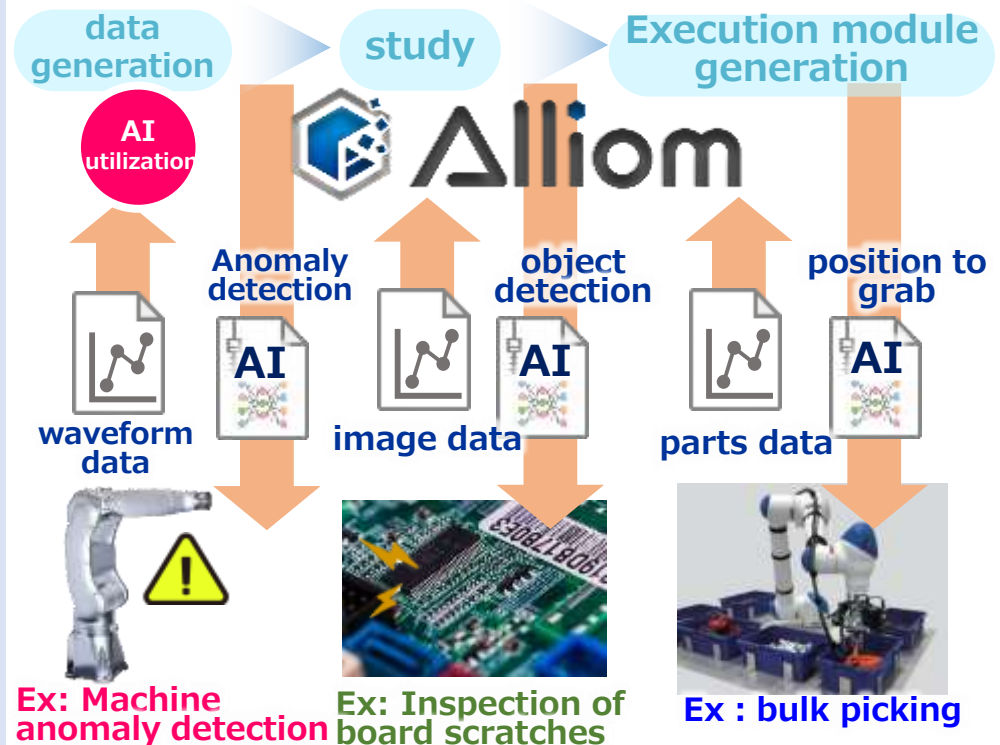
- Installation space similar to people
- Foreign matter contamination and sanitary
- Cells applicable to various processes



Topping cell

## Artificial intelligence (AI)

Developing AI(Alliom) for manufacturing and industrial robots in the subsidiary, AI Cube Inc. Expansion of automation area in the FA field



## 3. System Engineering

**Notes :**

- From FY2024, we have revised the segment classification of PV inverter to be included in Drives business. Figures for FY2023 are also presented based on the revised information.

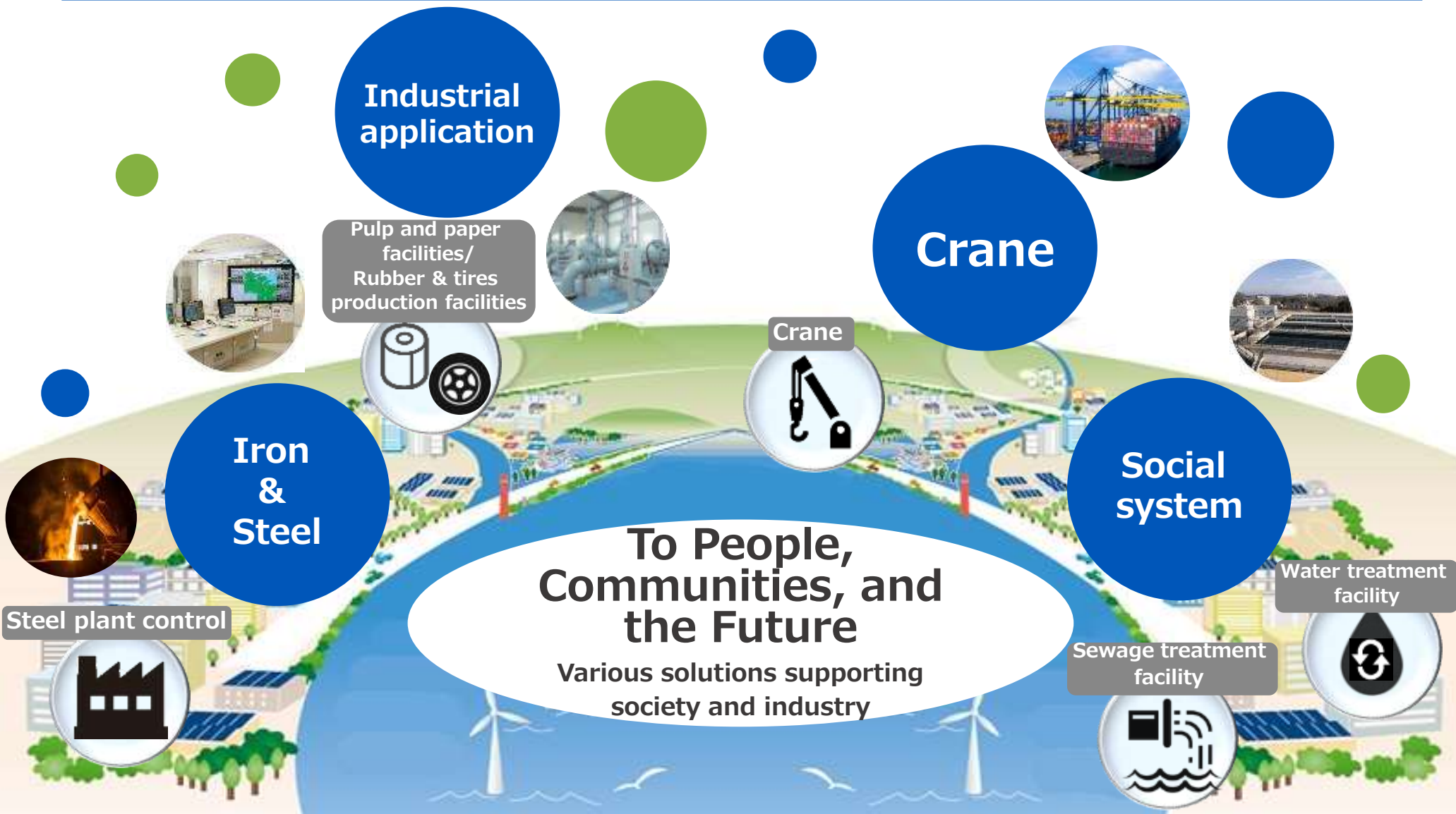


Monitoring and control of water supply and sewerage systems

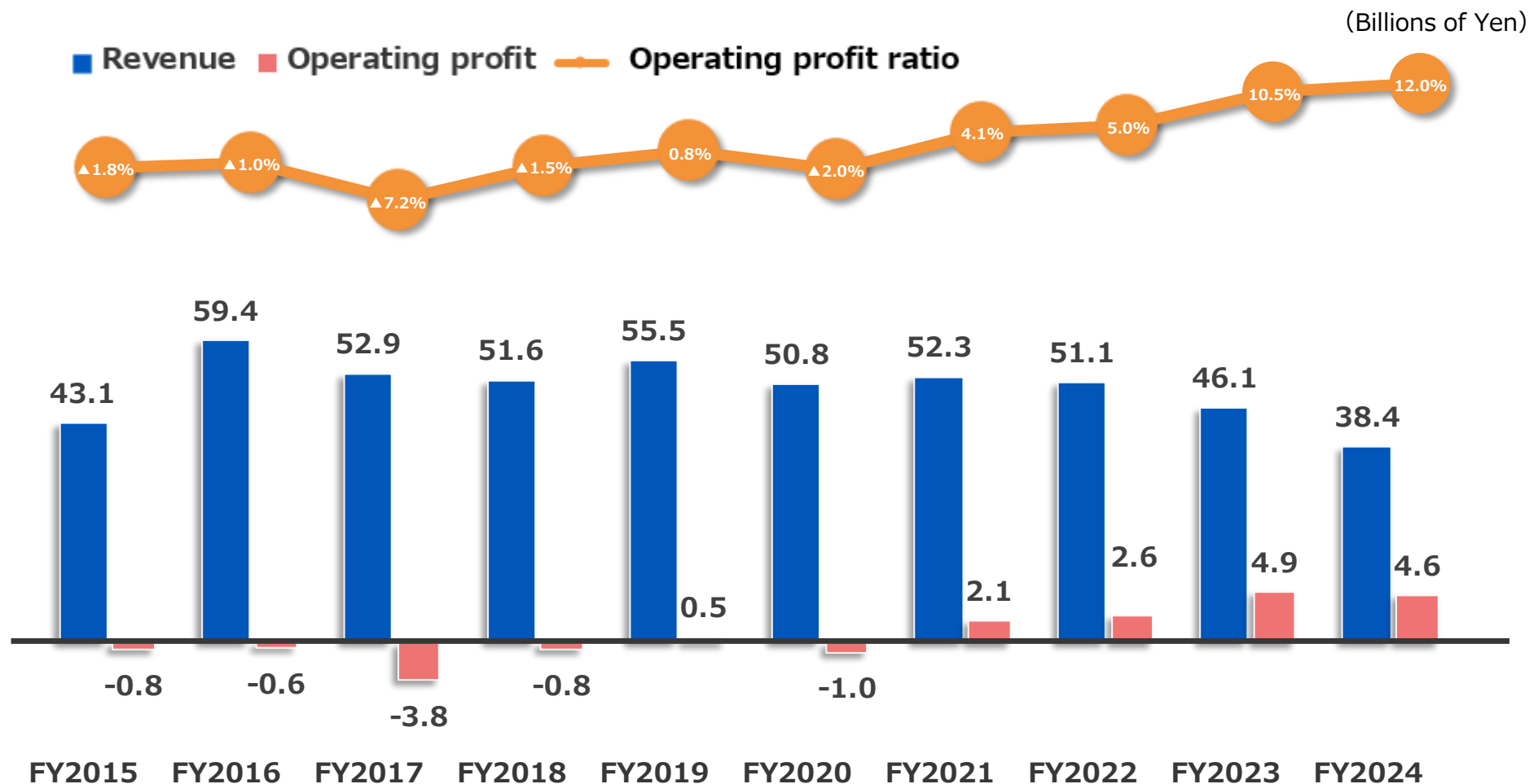


Supply of control systems and electrical products for continuous casting facilities

# System engineering business



# Revenue / Operating Profit (System Engineering)



Note1: Data up to FY2017 are based on Japanese GAAP.

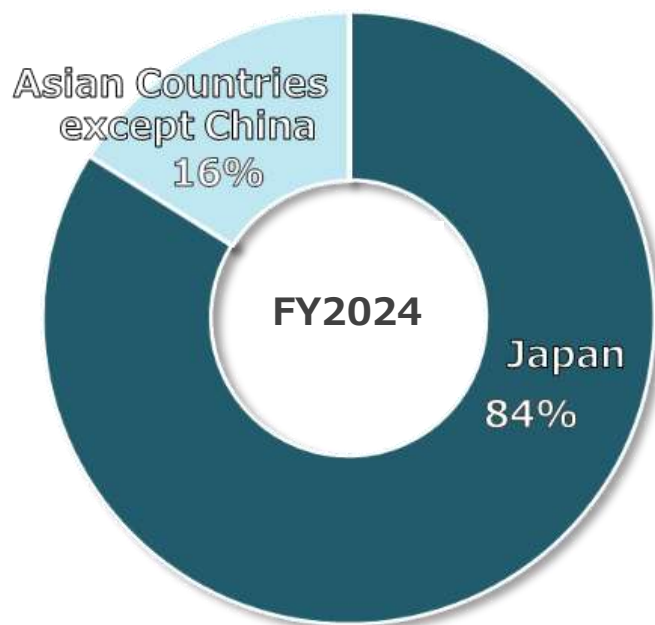
Note2: The Company changed its accounting period starting FY2017 from March 20 to the last day of February. As a transitional year for this change, FY2017 was from March 21, 2017 to February 28, 2018.

Note3: Revisions were made to the division of businesses segments starting FY2017. The PV inverter business, which was previously included in Motion Control, is included in System Engineering. Figures and profit ratios of each segment for FY2016 reflect this change. The change is not applied to figures and profit ratios for the period up until FY2015.

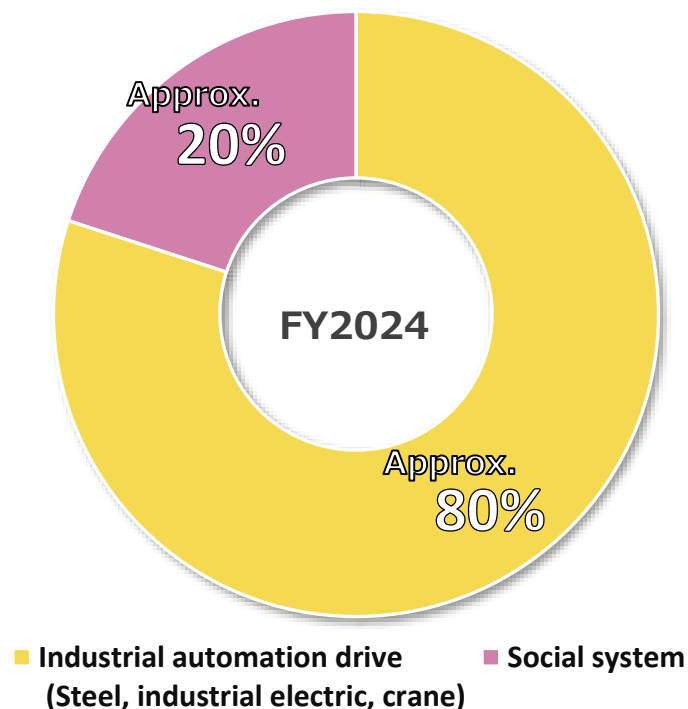
Note4: Revisions were made to the division of businesses segments starting FY2020. The high voltage AC drives, which was previously included in System Engineering, is included in Motion Control. Figures and profit ratios of each segment for FY2019 reflect this change. The change is not applied to figures and profit ratios for the period up until FY2018.

# Revenue Breakdown by Region and Application, Market Share

Breakdown of revenue by region

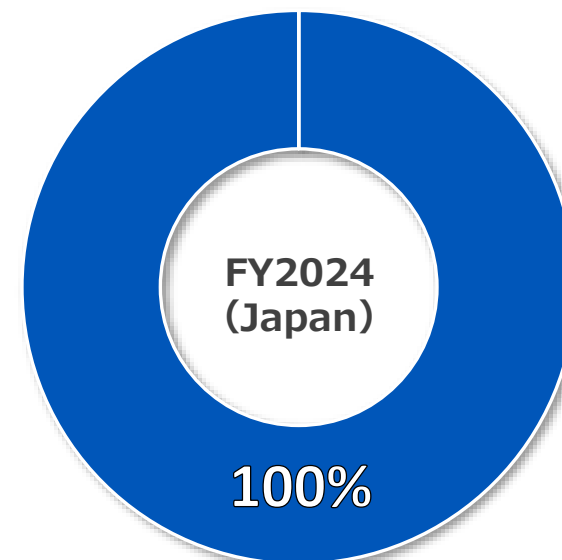


Revenue breakdown by application



Market share

Steel plant systems  
(Blast furnace)



[Note] Company estimate

# Social system business

**Yaskawa supports the advanced operating management and maintenance management of social infrastructure including water treatment plant.**

Main target facilities

Waterworks Facility



Sewerage Facility



Centralized Monitoring & Control Facility



Centralized Monitoring & Control Facility



Electric products for water supply and sewerage

Monitoring control



Human Machine Interface  
**CP-540**

Power receiving and distribution  
electricity self-generation



Medium-voltage  
Enclosed  
Switchboard

System Controller  
**CP-3550**



# Iron & steel business

Contributing to stable continuous operation with high reliability by providing dedicated control systems and electrical equipment that meet the needs of various facilities in steel plants

## Key process

## Features of the equipment

## Application features/Yaskawa strengths

### Blast furnace



Blast furnace



Control room

- The process of making hot metal from iron ore
- Stable operation and long-term continuous operation under adverse environment are required.

- ① **100% share of raw material charging control in Japan**
- ② **Stable production** of consistent quality pig iron in response to changes in the operating environment
- ③ High-reliability products and system redundancy enable **long-term continuous operation**

### Continuous casting



Continuous casting equipment

- Step of solidifying molten iron from a blast furnace
- Stable operation is essential because equipment shutdowns have a major impact on operations.

- ① **Domestic market share: 50% or more**
- ② System redundancy and reliability design for **stable operation**
- ③ Implement **backup control** to prevent internal coagulation in case of trouble.

### Process / cold rolling



Process line equipment



Cold rolling mill

- Final process of steel manufacturing process
- Continuously process connected steel plates (Surface processing, heat treatment processing, etc.)

- ① **High-precision and high-function line control** that makes the most of years of accumulated control technology
- ② High-precision control of steel plate speed, tension, slack, etc. by drive system
- ③ Large number of products delivered in Japan and overseas

## Industrial application business

**We contribute to the engineering in various industries, including pulp and paper, textiles, rubber and tires, film, metal processing, and plastics industries which we have a lot of experience and reliability, with our outstanding continuous drive technology.**

### System construction examples

Paper-making control system



Film manufacturing · machining facility control system



Equipment system for synthetic fiber, carbon fiber, and synthetic leather



# **YASKAWA**